

# Sam Houston State University Campus Master Plan

Texas State University System Board of Regents  
Planning and Construction Committee – May 16, 2023

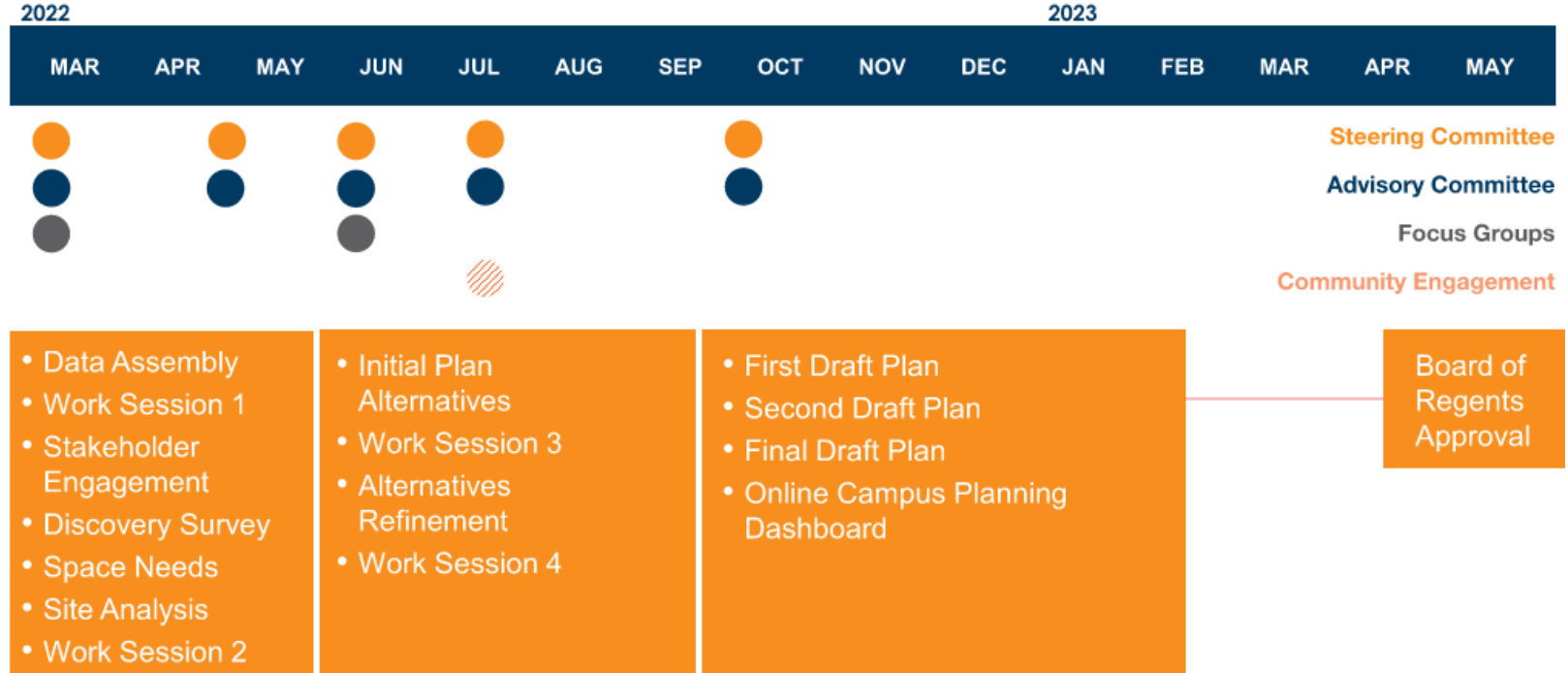


# Planning Process

## Phase 1 DISCOVERY

## Phase 2 IDEATION

## Phase 3 SYNTHESIS



# Engagement

## Participation

### 1. Steering Committee

- Executive Leadership

### 2. Advisory Committee

- Deans
- Faculty
- Students
- Staff
- Community

### 3. Focus Groups

- Academics
- Student Affairs
- Space Needs
- Partnering/Outreach
- Finance and Operations

### 4. Facilities Management



Stakeholder Interviews



Online Discovery Survey



Suitability Survey



Work Sessions



On-Campus Tabling



Focus Groups

# Campus Plan | Long-Term Vision

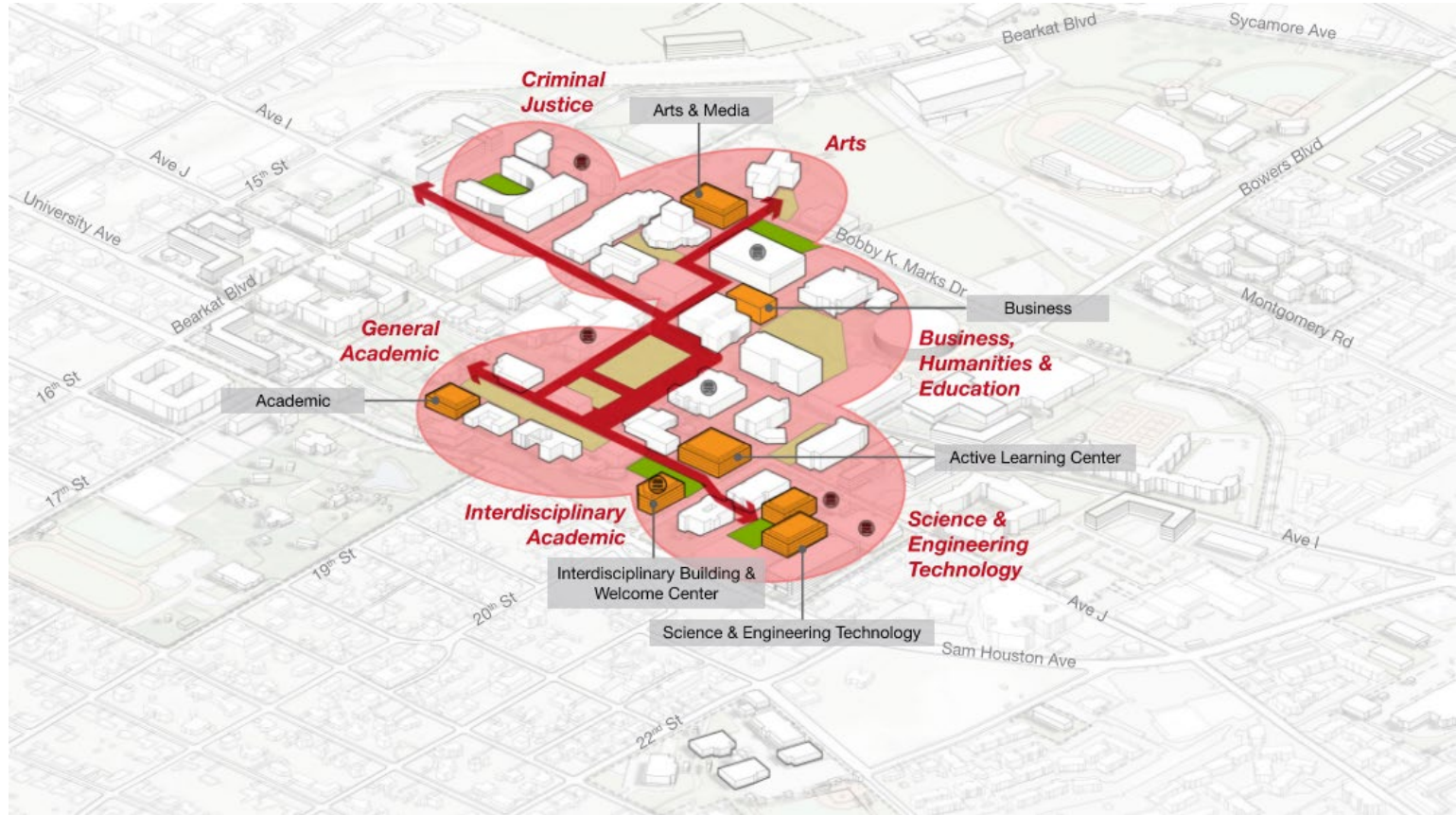
## Plan Themes

1. Facilitate Student Success
2. Strengthen Campus Neighborhoods
3. Enhance Campus Visibility

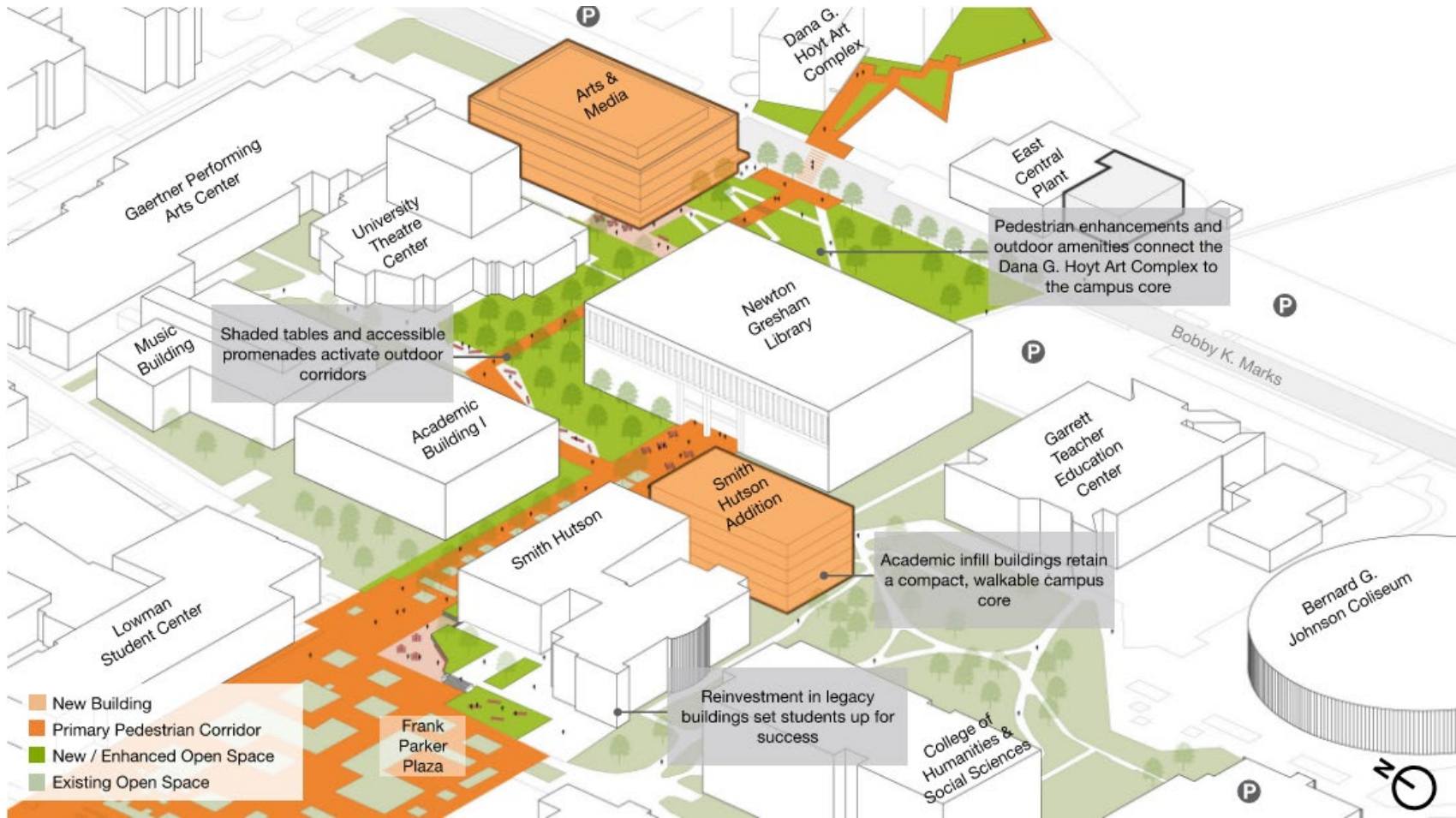


# Plan Theme | Facilitate Student Success

- Retain a compact, walkable campus core
- Reinforce existing academic clusters
- Reinvest in legacy academic facilities
- Accommodate growing academic programs
- Connect clusters via active corridors
- Provide student amenities including food options next to academic clusters



# Academic Core East

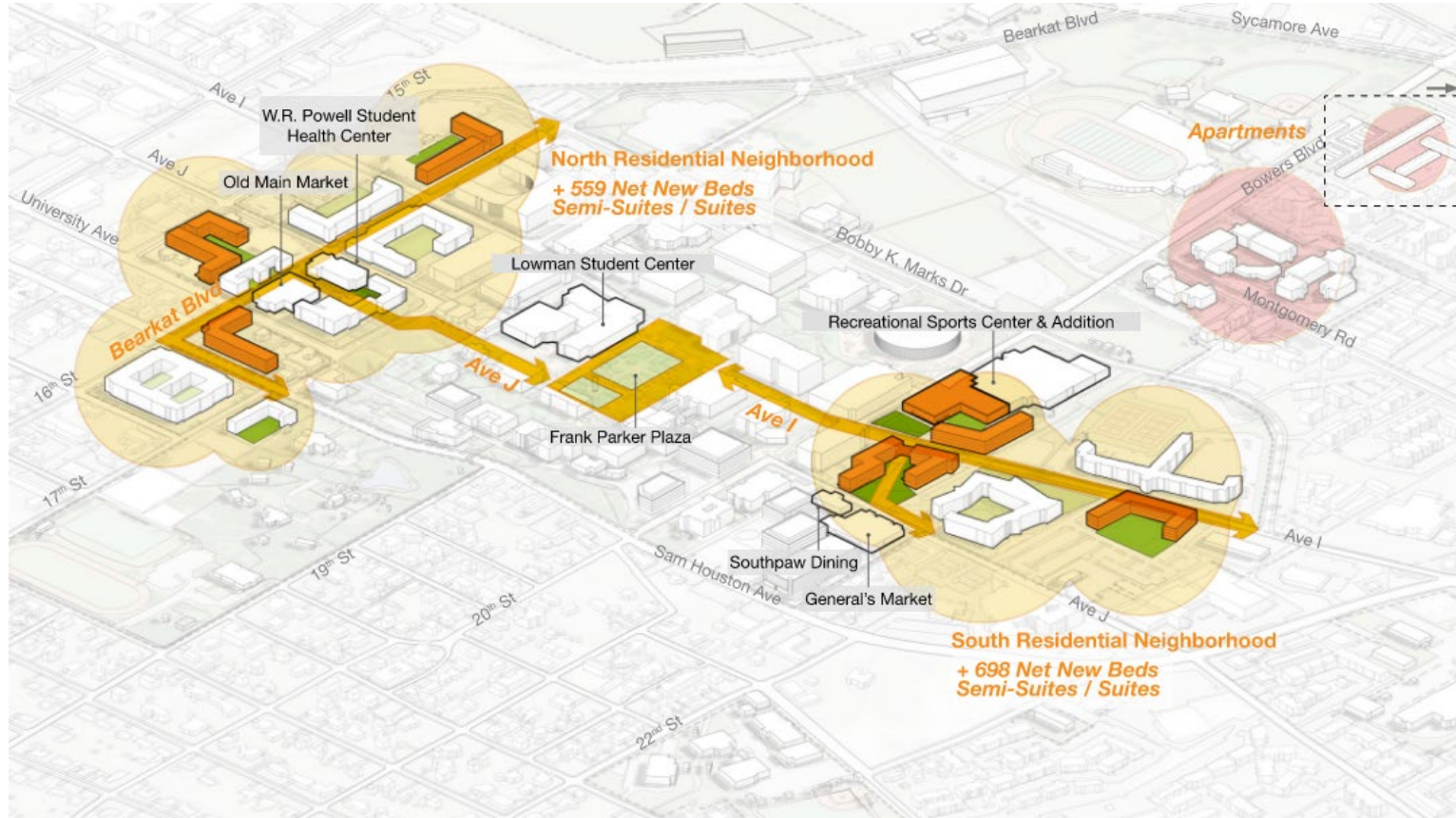


# Academic Core East | Arts Cluster



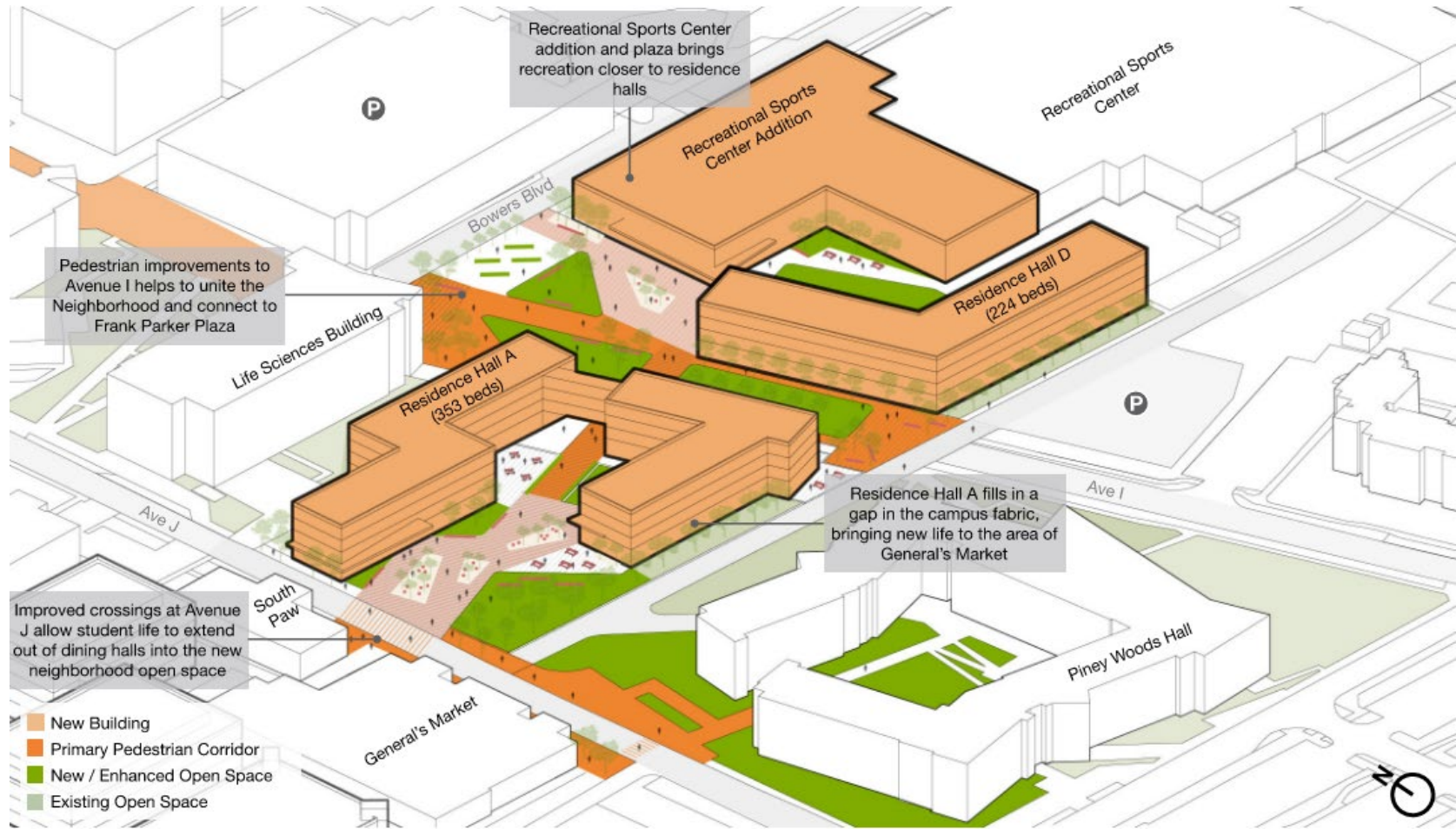
# Plan Theme | Strengthen Campus Neighborhoods

- Infill existing neighborhoods with new residence halls
- Activate neighborhoods with open spaces proximate to dining and recreation
- Equip halls with student amenities and access to quads
- Enhance walkability of Ave I, Ave J, and Bearkat Blvd





# South Campus Neighborhood

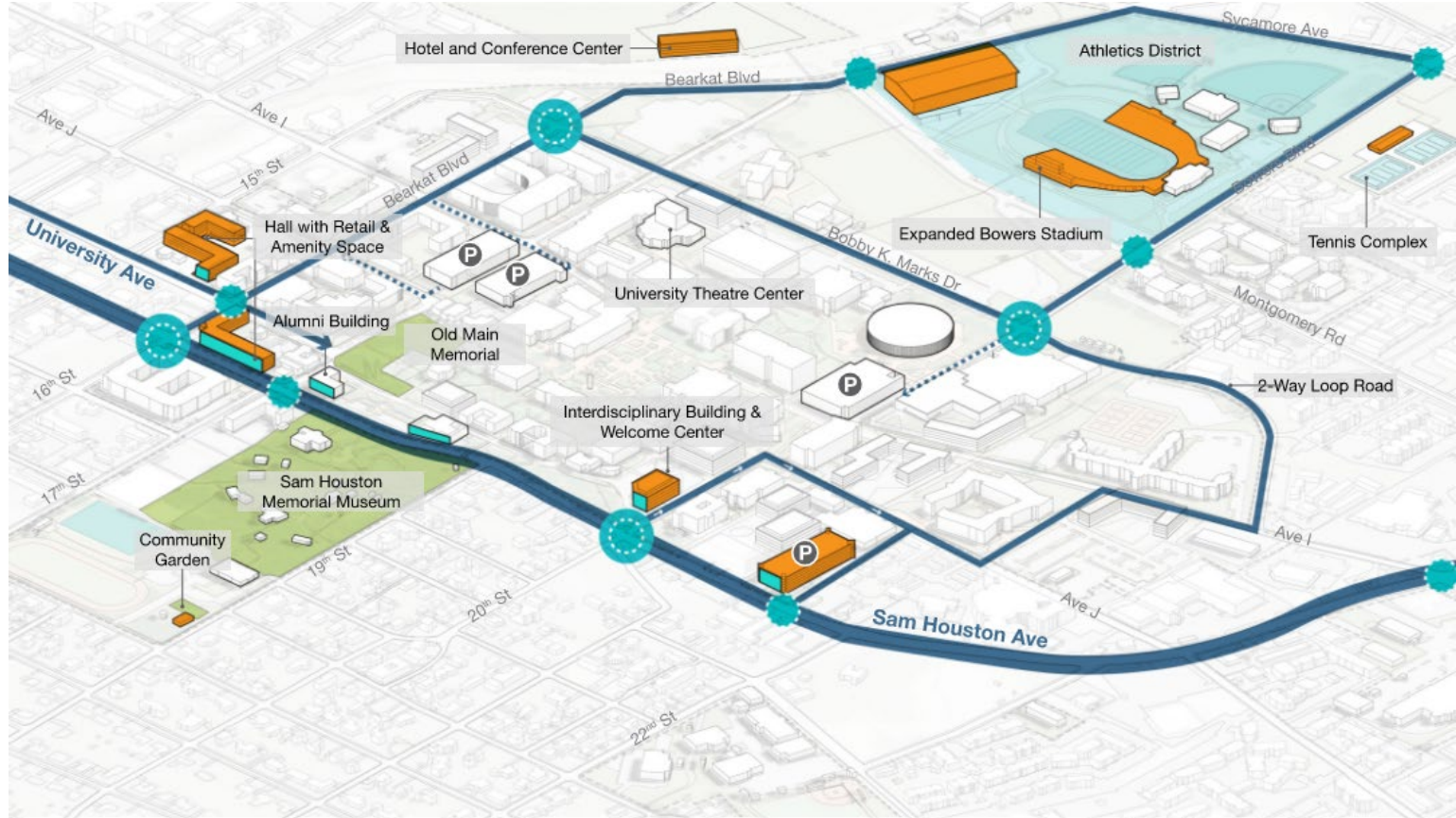


# South Campus Neighborhood | Avenue I Conversion

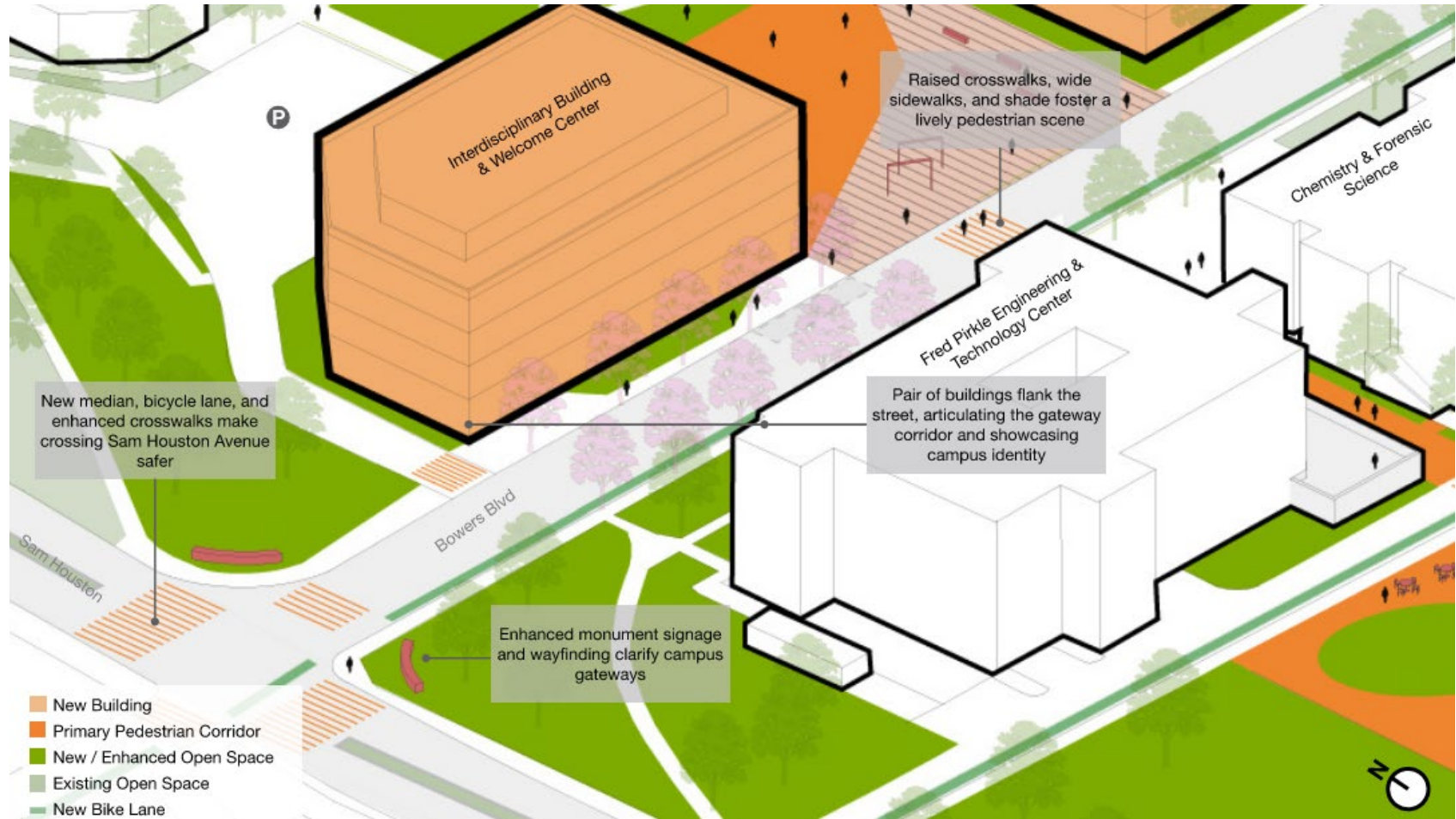


# Plan Theme | Enhance Campus Visibility

- Enhance branding, visibility, and pedestrian accessibility at the gateways into campus
- Increase campus visibility along Sam Houston Ave
- Introduce a two-way vehicle loop and parking network
- Expand the athletics district into a C-USA destination
- Enhance for visitors, alumni, and performances facilities



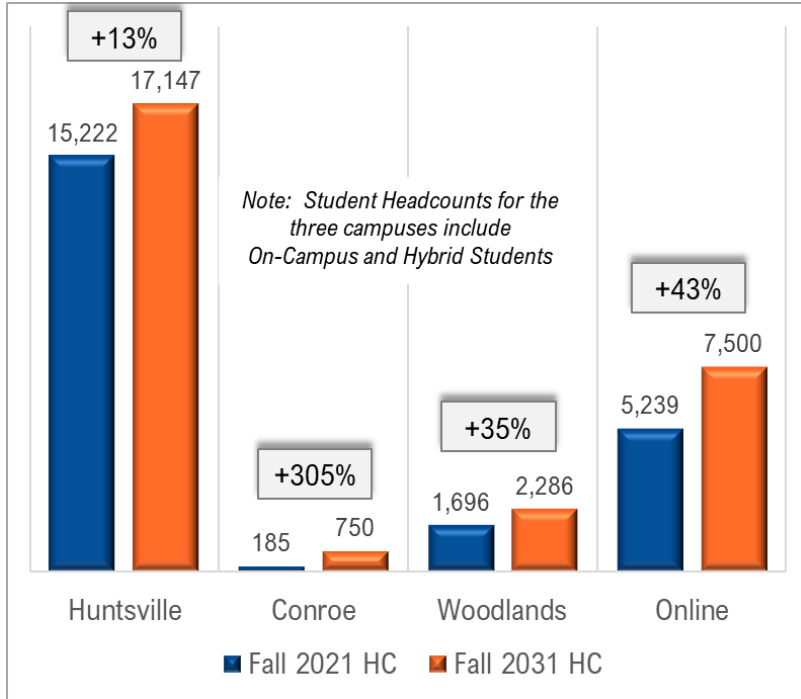
# Bowers Boulevard Gateway



# Bowers Boulevard Gateway



# Enrollment Projections



Unduplicated Enrollment Campus	Fall 2021		Fall 2031		Percent Change
	Head-count	FTE	Head-count**	FTE	
Huntsville	6,404	5,523			
Huntsville plus Combo***	15,222	13,504	17,147	15,212	13%
Conroe	185	185	750		305%
Woodlands	298	123			
Woodlands plus Combo***	1,696	1,388	2,286	1,871	35%
Combination*	9,486	8,586			
Online Only	5,239	2,960	7,500	4,237	43%

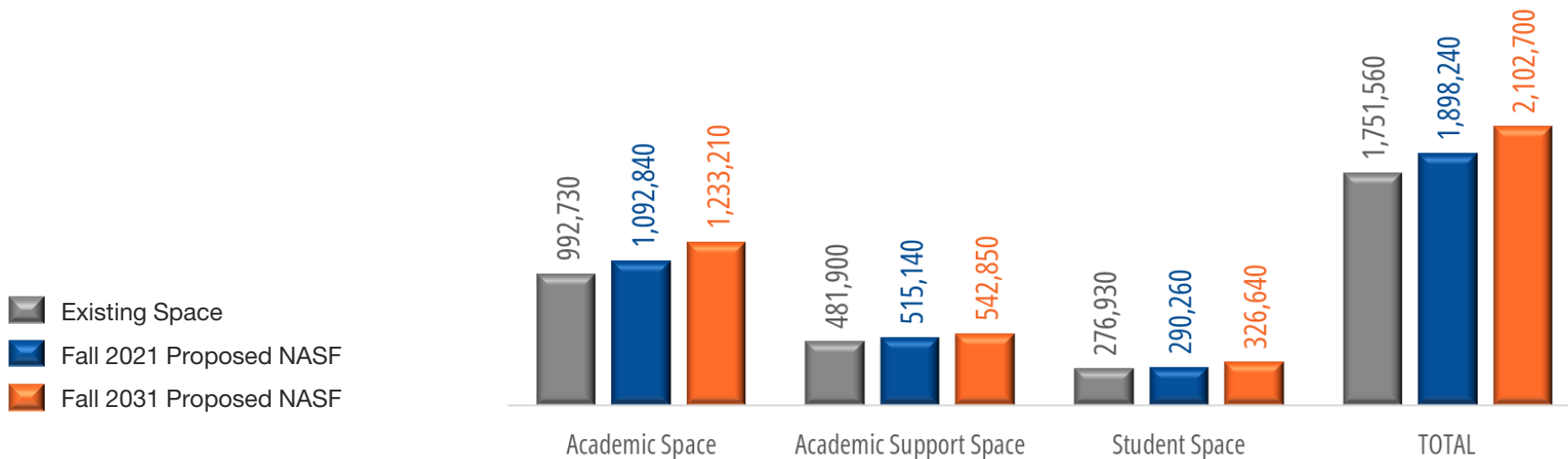
\* Includes students enrolled in a combination of online, Huntsville, Woodlands Campus, etc.

\*\*Source: Facility Programming + Consulting

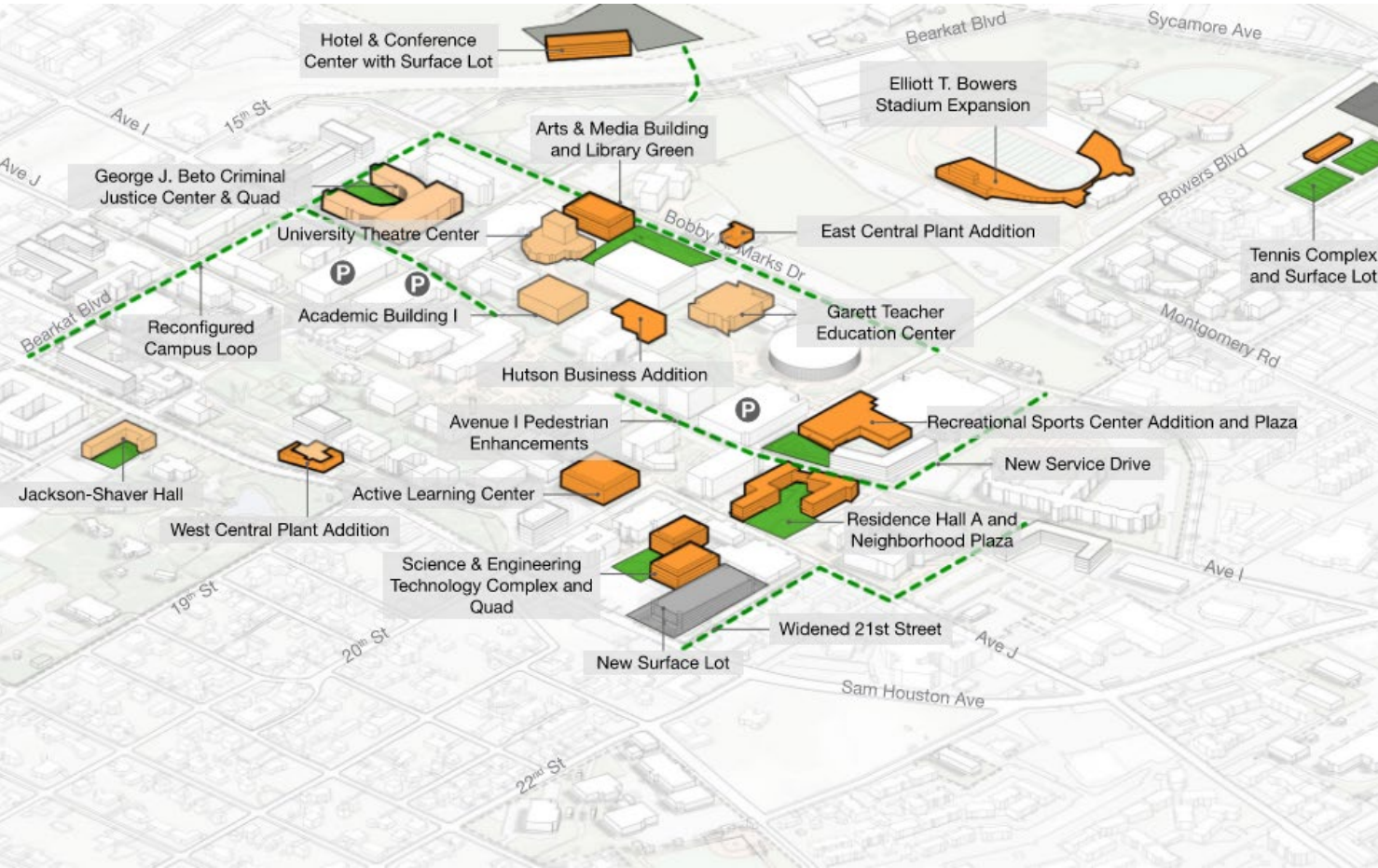
\*\*\*Estimated to match FP+C's Fall 2021 unduplicated enrollment numbers.

# Space Needs | Huntsville

Space Category	Fall 2021			Fall 2031	
	Existing NASF	Proposed NASF	Difference	Proposed NASF	Difference
Academic Space	992,730	1,092,840	(100,110)	1,233,210	(240,480)
Academic Support Space	481,900	515,140	(33,240)	542,850	(60,950)
Student Space	276,930	290,260	(13,330)	326,640	(49,710)
<b>TOTAL</b>	<b>1,751,560</b>	<b>1,898,240</b>	<b>(146,680)</b>	<b>2,102,700</b>	<b>(351,140)</b>



# Phasing | Near-Term Priorities



## NEW | 482,600 GSF | 353 beds

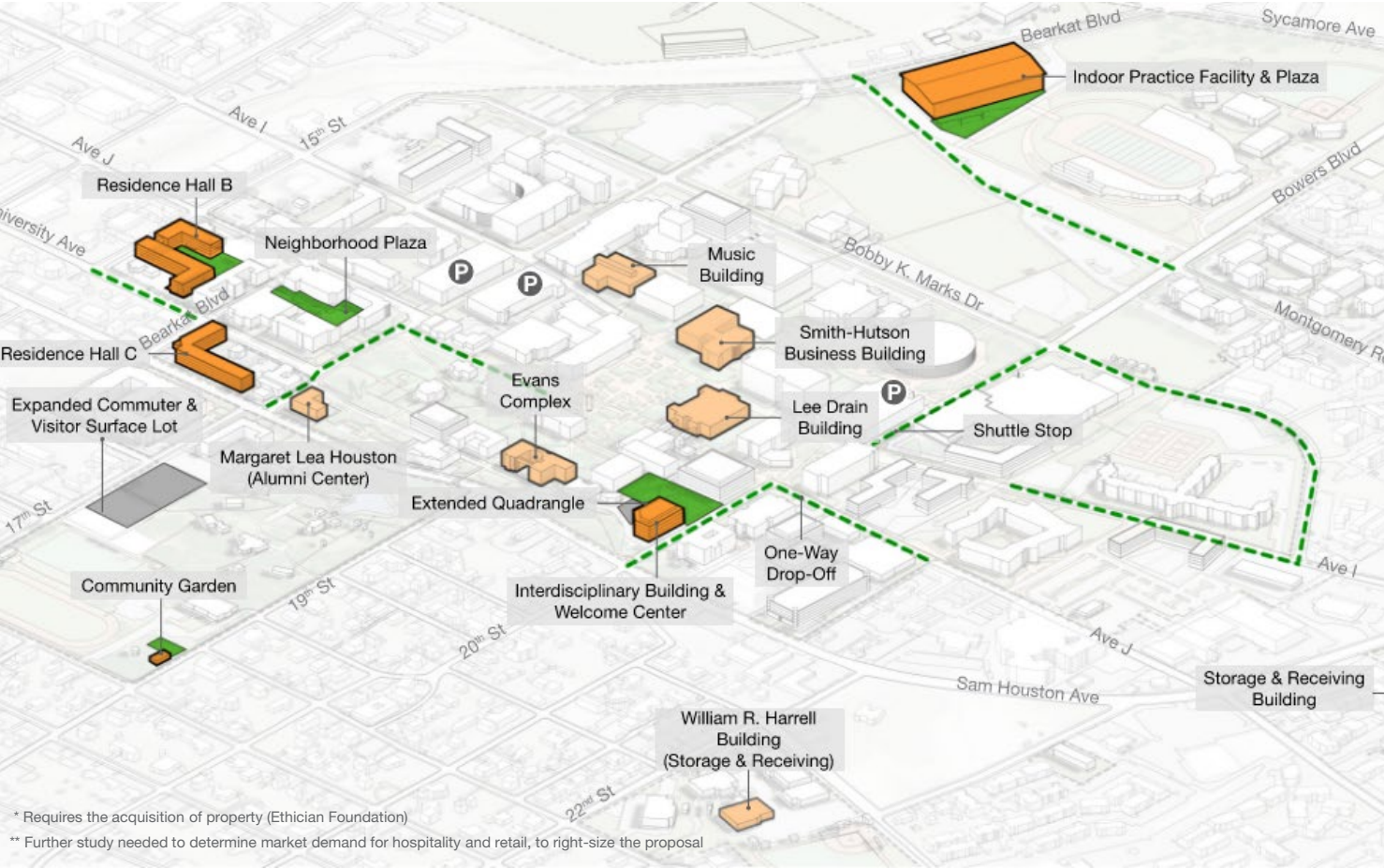
	PROJECT	SIZE
ACADEMIC	Science & Engineering Technology	146,400 GSF
	Arts & Media	86,520 GSF
	Active Learning Center	94,515 GSF
	<b>Gibbs Ranch</b> Phase 1 & 2	181,808 GSF
	<b>Conroe</b> Health Professions	80,500 GSF
	Business Addition	58,400 GSF
RESIDENCE HALL	Residence Hall A	353 beds
	Tennis Complex	8,000 GSF
	Bowers Stadium Press Box, Seating Expansion	49,000 GSF 8,350 seats
	Rec Center Addition	48,280 GSF
	East Plant Addition	5,000 GSF
	Hotel and Conference Center	75,000 GSF

## RENOVATION | 224,600 GSF

ACADEMIC	Academic Building I	58,265 GSF
	Teacher Education	79,415 GSF
	University Theatre	41,887 GSF
	Criminal Justice	140,960 GSF
	<b>Woodlands</b> (partial)	36,000 GSF
	Jackson-Shaver	100 beds
West Plant Addition	9,000 GSF	



# Phasing | Ten-Year Plan

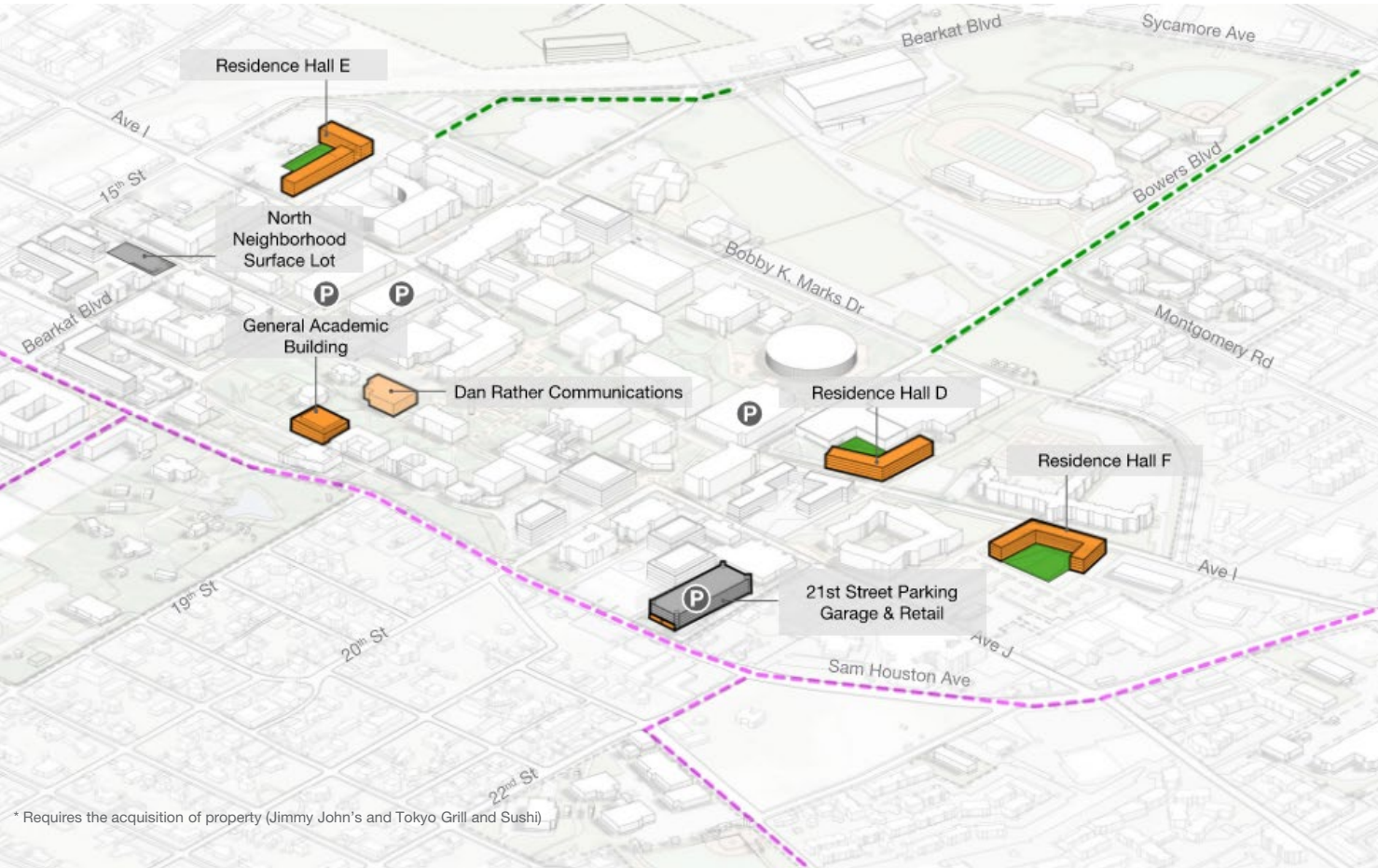


NEW   476,135 GSF   547 beds		
	PROJECT	SIZE
A	Interdisciplinary & Welcome Center	59,920 GSF
	Residence Hall B *	319 beds
	Residence Hall C	228 beds
OTHER	Indoor Practice Facility	78,000 GSF
	Receiving / Storage	15,000 GSF
	Community Garden	4,200 GSF
	<b>RENOVATION   420,530 GSF</b>	
ACADEMIC	Smith-Hutson Business	85,586 GSF
	Music (Basement)	20,000 GSF
	Lee Drain (Floors 2-4)	88,000 GSF
	Evans Complex	47,748 GSF
O	Margaret Lea Houston	22,931 GSF
	Harrell Building	15,305 GSF

\* Requires the acquisition of property (Ethician Foundation)

\*\* Further study needed to determine market demand for hospitality and retail, to right-size the proposal

# Phasing Long-Term Vision

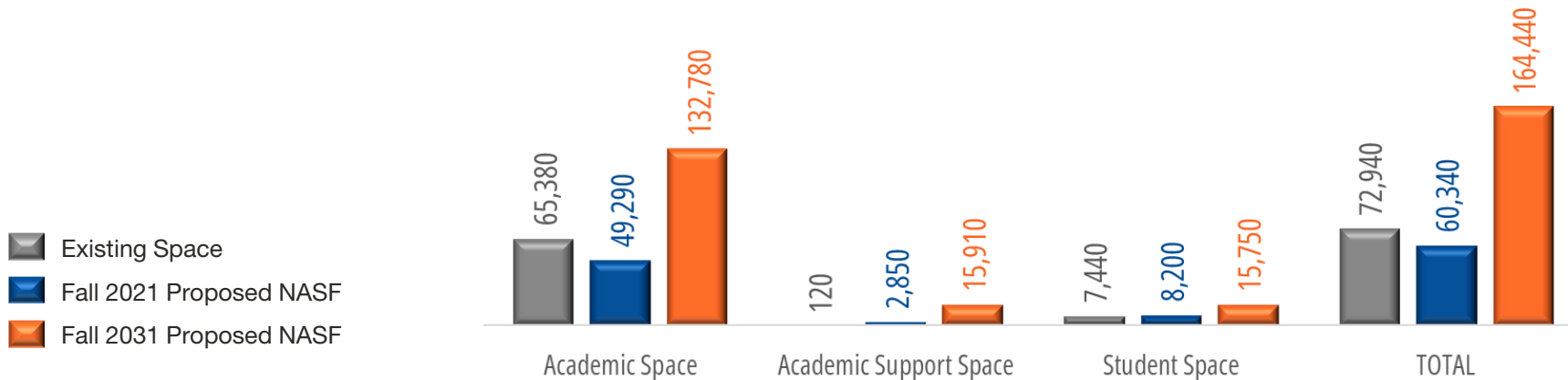


NEW   328,030 GSF   743 beds		
PROJECT	SIZE	
<	General Academic	46,575 GSF
	Residence Hall D	224 beds
🏠	Residence Hall E	254 beds
	Residence Hall F	265 beds
○	Parking Garage	640 spaces
RENOVATION   45,264 GSF		
<	Rather Communications	45,264 GSF

\* Requires the acquisition of property (Jimmy John's and Tokyo Grill and Sushi)

# Space Needs | Conroe

Space Category	Fall 2021			Fall 2031	
	Existing NASF	Proposed NASF	Difference	Proposed NASF	Difference
Academic Space	65,380	49,290	<b>16,090</b>	132,780	<b>(67,400)</b>
Academic Support Space	120	2,850	<b>(2,730)</b>	15,910	<b>(15,790)</b>
Student Space	7,440	8,200	<b>(760)</b>	15,750	<b>(8,310)</b>
<b>TOTAL</b>	<b>72,940</b>	<b>60,340</b>	<b>12,600</b>	<b>164,440</b>	<b>(91,500)</b>



# Conroe

## Student Success

- Build new Health Professions Building
- Include new programs, additional labs, research, and private study space
- Enhance student-centered green with shelter, tables, and power
- Embed wellness, food, and recreation amenities, primarily on ground floors




## Campus Visibility

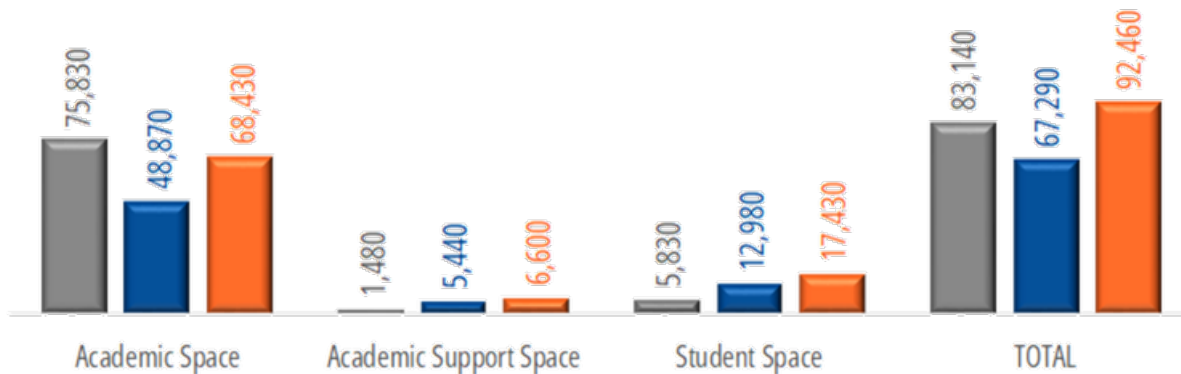
- Enhance SHSU's branding via a new parking garage, visible from I-45
- Connect to adjacent market



# Space Needs | Woodlands

Space Category	Fall 2021			Fall 2031	
	Existing NASF	Proposed NASF	Difference	Proposed NASF	Difference
Academic Space	75,830	48,870	<b>26,960</b>	68,430	<b>7,400</b>
Academic Support Space	1,480	5,440	<b>(3,960)</b>	6,600	<b>(5,120)</b>
Student Space	5,830	12,980	<b>(7,150)</b>	17,430	<b>(11,600)</b>
<b>TOTAL</b>	<b>83,140</b>	<b>67,290</b>	<b>15,850</b>	<b>92,460</b>	<b>(9,320)</b>

-  Existing Space
-  Fall 2021 Proposed NASF
-  Fall 2031 Proposed NASF



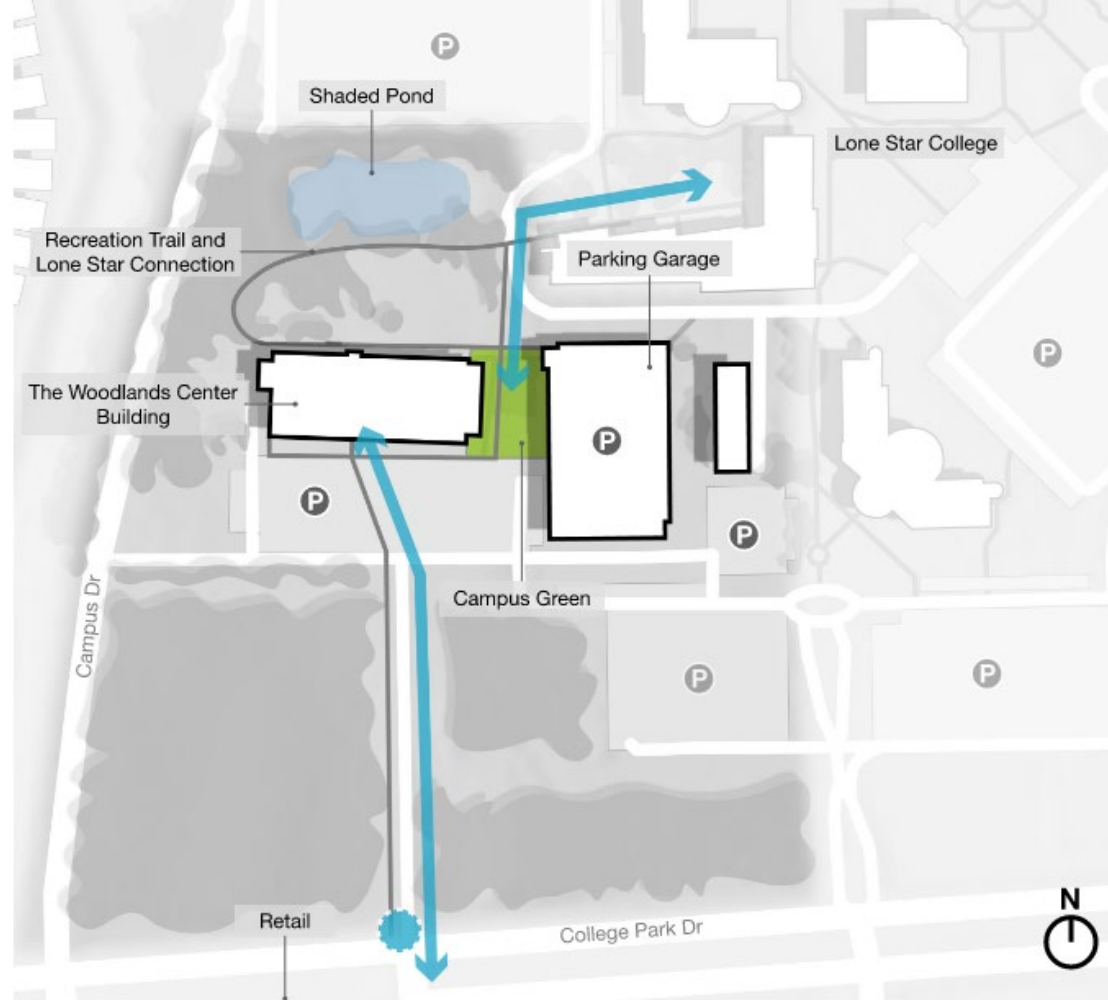
# The Woodlands

## Student Success

- Expand access to existing instructional spaces in The Woodlands Center Building
- Reallocate space for more study rooms and student service spaces
- Add a university bookstore with a nursing focus
- Make the campus green more useable as a central gathering social space

## Campus Visibility

- Enhance campus gateway at College Park Drive
- Reinforce the connection and partnership with Lone Star College
- Potentially share rec and fitness amenities
- Add a recreation trail along the pond
- Connect to nearby retail



# Main Campus Long-Term Vision



Main Campus - Hunstville

# Thank you!

