

# Phase II (Small) MS4 Annual Report Form

TPDES General Permit Number TXR040000

## A. General Information

Authorization Number: \_\_\_\_\_ Annual Reporting Year: (calendar year, permit year, or fiscal year): \_\_\_\_\_  
Last day of fiscal year, if applicable: \_\_\_\_\_

MS4 Operator Level: \_\_\_\_\_ Name of MS4/Permittee: \_\_\_\_\_

Contact Name: \_\_\_\_\_ Telephone Number: \_\_\_\_\_

Mailing Address: \_\_\_\_\_

E-mail Address: \_\_\_\_\_

## B. Narrative Provisions (Part IV Section B.2.(a))

1. Provide information on the status of complying with permit conditions:(Part V - Standard Permit Conditions):

	Yes	No	Explain
Permittee is currently in compliance with the SWMP as submitted to and approved by the TCEQ.			
Permittee is currently in compliance with recordkeeping and reporting requirements.			
Permittee meets the eligibility requirements of the permit (e.g., TMDL requirements, Edwards Aquifer limitations, compliance history, etc.)			

2. Provide a general assessment of the appropriateness of the selected BMPs. See Table 1.

**Table 1**

<b>MCM(s)</b>	<b>BMP</b>	<b>BMP is appropriate for reducing the discharge of pollutants in stormwater (yes or no). Explain.</b>
1. Public Education, Outreach and Involvement	Comprehensive Stormwater Education and Outreach Program	Yes, reviewed previously identified methods of education and outreach and products to reach university target audiences in stormwater awareness. Implemented methods throughout the year.
	Storm Water Quality Education Materials	Yes, educational materials were developed using new stormwater educational campaign tagline and logo to inform the public on why polluted stormwater runoff is bad, how it affects our water bodies, and how they can help limit these pollutants.
	Education/Training for Construction Personnel	Yes, training proficiency was identified through IECA and EnviroCert or approved equivalent and training opportunities identified.
	Awareness Outreach for Employees and Students	Yes, methods of training were improved using the new stormwater campaign tagline and logo and increased awareness of stormwater for uninformed students, staff and faculty and the different ways pollutants can reach the waterways.
	Web Page and Community Hotlines	Yes, both the illicit discharge community hotline and webpage serve as means to educate the public and get them more involved, reducing the instances of illicit discharges and pollutants in stormwater runoff.
	Storm Drain Stenciling or Marker Program	Yes, signage for the general public was posted about why inlet markers were installed, and the volunteers who installed the markers became better informed that the water that flows into storm drains does not get treated before entering the rivers and creeks.

**Table 1**

<b>MCM(s)</b>	<b>BMP</b>	<b>BMP is appropriate for reducing the discharge of pollutants in stormwater (yes or no). Explain.</b>
	Community Events	Yes, increasing participation at events and educating participants about stormwater and how they can help decrease contaminated stormwater runoff while performing activities to help prevent pollutants from reaching the river.
2. Illicit Discharge, Detection and Elimination	Develop UPPS for Illicit Discharge Prohibition and Construction and Post Construction Enforcement	Yes, draft Campus Stormwater Management University Policy and Procedures (UPPS) developed during Year 2 gave the EHSRM Office authority to enforce permit conditions for the campus. This will improve the quality of stormwater discharges to the river.
	Storm Sewer Mapping	Yes, the storm sewer system consisting of 15 miles of piping and over 500 curb and area inlets was reviewed and updated in Year 2 to delineate storm drain piping connected to each outfall.
	Develop the Illicit Discharge Detection and Elimination (IDDE) Program for Storm Sewer	Yes, preparation of the IDDE program increased awareness of storm drain and sanitary sewer piping systems, response to illicit discharges and monitoring procedures for outfalls.
	Training on IDDE and Outfall Monitoring	Yes, field personnel trained in outfall monitoring procedures and IDDE identification and response procedures are better prepared to identify and isolate potential illicit discharges.
	IDDE Hotline Number and Follow-Up Procedures	Yes, the hotline number (512-245-IDDE) will increase the number of potential releases reported, thus allowing corrective action to stop the release.

**Table 1**

MCM(s)	BMP	BMP is appropriate for reducing the discharge of pollutants in stormwater (yes or no). Explain.
	Hazardous Waste and Recycle Material Collection Programs	Yes, routine collection of hazardous waste in Year 2 resulted in old chemicals being transferred and stored in our RCRA Hazardous Waste Storage Unit rather than outside or abandoned. Oil, plastics, paper and glass were also successfully kept out of the storm sewer system by routine collection and proper management.
3. Construction Site Stormwater Runoff Control	Prepare a University Policy and Procedures Statement (UPPS) for Construction Site Runoff and Illicit Discharge Control	Yes, draft Campus Stormwater Management University Policy and Procedures (UPPS) developed during Year 2 gave the EHSRM Office authority to enforce permit conditions for the campus. This will improve the quality of stormwater discharges to the river.
	Monitor Compliance with Stormwater Requirements for New Construction and Redevelopment	Yes, the review of construction contracts for the Campus Stormwater Management UPPS Resulted in awareness of stormwater protection measure already in place and procedures to include in the Construction/Post Construction Plan for MS4 Compliance in Year 2.
	Site Plan Review Program	Yes, review of site plans on all construction projects with outside soil disturbance resulted in adequate BMPs for erosion and sediment control.
	Construction Site Inspection Program	Yes, routine joint inspections between Texas State departments and the Contractor resulted in maintenance or replacement of BMPs and improved stormwater runoff.

**Table 1**

MCM(s)	BMP	BMP is appropriate for reducing the discharge of pollutants in stormwater (yes or no). Explain.
4. Post-construction Stormwater Management in New Development and Redevelopment	Prepare UPPS for Post Construction Runoff	Yes, draft Campus Stormwater Management University Policy and Procedures (UPPS) developed during Year 2 gave the EHSRM Office authority to enforce permit conditions for the campus. This will improve the quality of stormwater discharges to the river.
	Program for Runoff from New Development and Redevelopment	Yes, procedures in the Construction/Post Construction Plan developed in year 2 address selection of post construction BMPs for water quality.
	Inventory of Structural BMPs	Yes, creating a list of BMPs on campus, updating this list annually, and creating a maintenance manual with a recommended maintenance schedule will improve the performance of the BMP and effluent water quality.
	Review Design Packages for Post Construction BMPs	Yes, post construction BMPs improve water quality of discharges leaving new construction and redevelopment.
	Operation and Maintenance of Structural BMPs	Yes, maintenance of BMPs improve performance of BMPs and water quality.
	BMP Inspection Program	Yes, inspection of BMPs helps to identify maintenance needs and allows for a check and balance system, ensuring they are operating at maximum efficiency & resulting in cleaner water quality.
	Characterize BMP Wastes for Disposal	Yes, clarified requirements for offsite rather than onsite disposal of stormwater related wastes – liquids and solids, resulted in cleaner water quality.

<b>Table 1</b>		
<b>MCM(s)</b>	<b>BMP</b>	<b>BMP is appropriate for reducing the discharge of pollutants in stormwater (yes or no). Explain.</b>
5. Pollution Prevention/Good Housekeeping for Municipal Operations	Prepare an Operation and Maintenance Program	Yes, preparation of the Good Housekeeping/Pollution Prevention Program in Year 2 raised awareness of pollutant sources at municipal-type facilities and identified these facilities on campus.
	Fleet and Equipment Maintenance	Yes, SPCC training on spill response resulted in less oil on the ground and runoff pathways. Maintenance of the grit trap and oil/water separator eliminated overflow of these wastes to surfaces and runoff pathways.
	Golf Course, Intramural Fields and Grounds Operations	Yes, preparation of the Turf Management Plan increased awareness of pollutant sources from fertilizers and pesticides and practices in place to reduce those pollutants from entering the San Marcos River.
	Inventory of Municipal-Type Operations	Yes, identification of municipal-type operations on campus lead to initial assessments and reporting format to report good and poor housekeeping practices.
	Employee Training Program	Yes, trained applicators use industry standards when applying and/or limiting chemical applications and this reduces the amount of chemical runoff from the campus fields and Golf Course.

- Describe progress towards reducing the discharge of pollutants to the maximum extent practicable. Summarize any information used (such as monitoring data) to evaluate reductions in the discharge of pollutants. Use a table or attach a narrative description as appropriate:

**See Attachment A and information in Table 2 below.**

4. Provide the measurable goals for each of the MCMs, and an evaluation of the success of the implementation of the measurable goals:

<b>Table 2</b>		
<b>MCM(s)</b>	<b>Measurable Goal(s)</b>	<b>Success</b>
1. Public Education, Outreach and Involvement	Implement program and update as needed.	Met goal.  Education and Outreach Plan in Year 1, reviewed and several components implemented in Year 2.
	Acquire stormwater educational materials from EPA, TCEQ and other MS4s. Customize materials with local logos and contact information.	Met goal.  Developed stormwater educational campaign tagline and logo, "What Goes Here Flows Here," in Year 2. Various materials have been acquired and some have been created with the help of University Marketing using the new tagline and logo. See <b>Attachment A</b> for examples.
	Provide basic stormwater pollution prevention awareness input into new employee and new student orientation.	Met Goal.  New employees (355) were trained in General Stormwater Awareness (PowerPoint, take-home handout). New students (4875) were trained in general stormwater awareness (PowerPoint, interactive tour). See Table 3-1 and Table 3-2 in <b>Attachment A</b> .
	Distribute educational materials such as brochures, fliers, door hangers, magnets at university and city sponsored events.	Met goal.  Distributed 1649 educational/promotional items. See <b>Attachment A</b> for examples.  <b>Attachment A</b> Table 1 lists all Public Education efforts.

**Table 2**

MCM(s)	Measurable Goal(s)	Success
1. Public Education, Outreach and Involvement	Acquire stormwater educational materials from sources listed in 2.2.2 as well other appropriate sources. Customize materials with local logos and contact information.	In progress.  Obtained videos and field guides from outside sources and did some peer review in Year 2.
	Include pollution prevention and MS4 permit awareness messages in regularly published media such as newsletters, campus wide e-mails, web postings and electronic marquees.	Met goal.  Sent out stormwater awareness email to 4,216 staff and faculty.  Stormwater awareness messages posted in student volunteer newsletter emailed 2-3 times per month. Eight messages were used in Year 3 and were opened by an average of 27% of all recipients. See <b>Attachment A</b> for examples. <b>Attachment A</b> Table 1 lists all Public Education efforts.
	Enhance the University webpage to include stormwater educational materials, contact information and other appropriate materials.	In progress.  Existing university webpage has been modified to redirect users to newly created Texas State Stormwater Website. Page is at 90% completion with a Fall 2015 launch date.
	Expand the websites to include hotline numbers, Annual Reports, and event dates and schedules.	Met goal.  The Texas State Stormwater Website provides information about volunteer opportunities, links to the SWMP and Annual Reports, as well as a place to report illicit discharges online or through a phone number.



**Table 2**

MCM(s)	Measurable Goal(s)	Success
1. Public Education, Outreach and Involvement	Incorporate new design on new and replacement storm drain covers.	Met goal.  Ten new covers were installed on new development and 14 new covers were installed to replace storm drain covers throughout campus.
	Decide on a design and product (i.e. stenciling and/or marker) for storm inlets. Determine number of inlets needing signage and order.	Met goal.
	Install inlet markers on at least 10 curb inlets annually.	Exceeded goal.  Installed 60 inlet markers on area drains and curb inlets on campus. See <b>Attachment A</b> for data and photos. <b>Attachment A</b> Table 2 lists all Public Participation events.
	Participate in at least one San Marcos River cleanup each year.	Met goal.  March 7, 2015 – Increased participation by 58% compared to Year 1. 544 volunteers cleaned 5 watershed areas in 4 hours. Picked up 6.85 tons of trash and 9.27 tons of recyclable materials. See <b>Attachment A</b> for data and photos. <b>Attachment A</b> Table 2 lists all Public Participation events.
	Work with Bobcat Build volunteers once a year on stormwater cleanup, maintenance or other related projects.	Met goal.  March 28, 2014 – Used curb inlet marker installation for Bobcat Build project. See <b>Attachment A</b> for data and photos. <b>Attachment A</b> Table 2 lists all Public Participation events.

**Table 2**

MCM(s)	Measurable Goal(s)	Success
	Continue with Texas State volunteer groups for Keep San Marcos Beautiful (KSMB) "Adopt-a-Spot" projects.	Met goal.  12 groups regularly participated in Adopt-a-Spot and Hot Spot clean-up projects through the Keep San Marcos Beautiful Program. 220 volunteers spent approximately a combined 57 hours picking up 219 bags of trash and 42.5 bags of recyclables. See <b>Attachment A</b> for data. <b>Attachment A</b> Table 2 lists all Public Participation events.
2. Illicit Discharge Detection and Elimination (IDDE)	Draft language to include in the General MS4 Authority UPPS prohibiting illicit connections to the storm sewer and waters of the state.	Met goal.  Final UPPS (Campus Stormwater Management – 04.05.16) submitted to upper management for approval in Year 2 (8-20-2015).
	Circulate for internal review	Met goal.
	Finalize and include in employee training for shops, the garage, FPDC, Utilities Operations DHRL, Auxiliary Services and Grounds Operations.	Met Goal.
	Include policy in subcontracts as applicable	In progress.

**Table 2**

MCM(s)	Measurable Goal(s)	Success
2. Illicit Discharge Detection and Elimination (IDDE)	Continue to update the MS4 map showing new outfalls and modified or new storm sewer lines and inlets.	Met goal.  16 outfalls previously mapped in years prior to MS4 permit application. MS4 Outfall Map updated to show 18 additional outfall locations identified during Year 2 inspections.
	Annually review project closeout documents received by contractors to ensure they provide GIS compatible as-built's of the storm and sanitary sewer systems.	Met goal.  "As-Built's" of West Campus Housing provided to GIS Technician. New piping and Rainwater Cistern BMP added to database.
	Continue inspection of grease traps and lift stations and replace broken manhole covers with Texas State salamander covers.	Exceeded goal.  58 grease traps inspected, 5 pumped out, and 6 repaired. 26 lift stations inspected and 10 repaired. 104 manhole covers were inspected, 0 were broken and 0 replaced. 6 compactors were inspected daily over 50 weeks, totaling 1594 inspections (7 total, one compactor no longer in use due to construction as of 1/1/2015). 26 incidents were responded to and resolved.

**Table 2**

MCM(s)	Measurable Goal(s)	Success
<p>2. Illicit Discharge Detection and Elimination (IDDE)</p>	<p>Prepare the IDDE plan and circulate for review. Include testing procedures for drains determined to be potentially high risk for the MS4. Conduct dry weather flow semiannually.</p>	<p>Met goal.</p> <p>Draft procedures prepared May 2015.</p> <p>Procedures finalized August 20, 2015.</p> <p>In Year 2, 34 outfalls were inspected two times for general reconnaissance and dry weather flow. One incident was recorded that required follow up inspection. Dry weather flow was suspected at OF-3-7 and the solution was reached that Facilities Operations would repair a pump that was broken, causing discharge of pond water to the river.</p>
	<p>Include procedures for verification of no cross connects between the storm and sanitary sewers in new development and remodel projects.</p>	<p>In progress.</p> <p>IDDE Program discusses general methods for determining cross connects in outdoor piping and it will be modified to include procedures for piping inside buildings in Year 3.</p>
	<p>Develop training for field personnel and shops to educate what illicit discharges are and how to report and respond to them.</p>	<p>Exceeded goal.</p> <p>Training on outfall monitoring was designed and given to two employees to increase knowledge on monitoring for dry weather flow.</p> <p>Training for IDDE was selected and uploaded into the University's SAP System, a campus-wide training database, in March 2015. A total of 284 employees were trained in IDDE response using in person and online training methods (Year 3 goal).</p> <p>See Table 3 in <b>Attachment A</b> for data.</p>

**Table 2**

MCM(s)	Measurable Goal(s)	Success
2. Illicit Discharge Detection and Elimination (IDDE)	Establish a hotline number for the public to report illicit discharge or illegal dumping.	Met goal.  The IDDE hotline (512-245-IDDE) was added in Year 2 and the number will be posted on educational handouts, keytags for employees, as well as the Stormwater Website.
	Develop procedures within the IDDE plan for responding to reports of illicit discharges and illegal dumping.	Met goal.  Procedures have been implemented on how to respond to illicit discharge calls using a flow chart method and communication tree between three departments: Environmental Health, Safety & Risk Management, Facilities Operations and Utilities Operations.
	Continue to provide weekly waste pickups on campus to shops and labs.	Met goal.  52 pickups of hazardous and industrial waste in Year 2.
	Continue to offer monthly battery pickup and annual electronic waste recycling.	Met goal.  12 pickups of alkaline and rechargeable batteries in Year 2 and hosted annual Electronics Recycling Event on April 18, 2015. See <b>Attachment A</b> for photos and Table 1 in <b>Attachment A</b> for a summary of Public Participation events.
	Continue to collect recyclable materials from all academic buildings, shops and dorms on a scheduled basis.	Met goal.  Four pickups of recycled oil and daily pickups of recyclable materials (cardboard, paper, and mixed stream) over 50 weeks (250 pickups total) in Year 2.

**Table 2**

MCM(s)	Measurable Goal(s)	Success
2. Illicit Discharge Detection and Elimination (IDDE)	Continue to record the volume of hazardous waste and recyclable materials picked up and report to management annually.	<p>Met goal.</p> <p>Picked up a total of 61.8 tons of hazardous and industrial waste in 52 pickups.</p> <p>Recycled a total of over 439 tons of recyclable materials (cardboard, plastics, and mixed stream) through weekly pickups and self-serve drop off.</p> <p>Picked up 940 gallons of recycled oil.</p> <p>Recycled a total of 3847 pounds of alkaline, lead acid and rechargeable batteries in 12 pickups.</p> <p>Collected 10 tons of recyclable, end-of-life electronics.</p> <p>Hazardous waste reported to TCEQ on 1-26-2014 in the Annual Waste Summary Report.</p> <p>See Table 4 in <b>Attachment A</b>.</p>
3. Construction Site Stormwater Runoff Control	Draft language to include in the General MS4 Authority UPPS for construction runoff control and illicit discharges.	<p>Met goal.</p> <p>Final UPPS (Campus Stormwater Management – 04.05.16) submitted to upper management for approval in Year 2 (8-20-2015).</p>
	Circulate for internal review	Met goal.
	Continue to monitor compliance with stormwater program for new construction and redevelopment.	<p>In progress.</p> <p>Draft Standard Operating Procedures (Construction and Post Construction Plan) for initiating and completing projects developed and under review. Construction standards updated to reference compliance with the MS4 Permit and contract language pulled for review.</p>

**Table 2**

MCM(s)	Measurable Goal(s)	Success
3. Construction Site Stormwater Runoff Control	Modify construction standards and contract documents to include additional provisions required by the MS4 permit.	In progress.
	Circulate for review, finalize and implement.	In progress.
	Continue with the process of reviewing erosion control plans, SWPPP drawings and post construction BMP selection on site plans for new construction and redevelopment.	Exceeded goal. Reviewed 92% of erosion control plans, SWPPP drawings and post construction BMP selection, for projects one acre or larger in size. See Table 5 in <b>Attachment A</b> for data.
	Develop a checklist of items to follow for plan review.	Met goal. Checklist included in a procedure in the Draft Construction/Post Construction Plan.
	Review construction contracts and campus standards to ensure compliance with the TPDES General Construction Permit TXR150000 and MS4 Permit TXR40000.	Met goal.

**Table 2**

MCM(s)	Measurable Goal(s)	Success
3. Construction Site Stormwater Runoff Control	Continue with existing program of weekly SWPPP site inspections and reporting for 1 acre and larger sites.	Met goal.  Performed 120 SWPPP site inspections.  See Table 6 in <b>Attachment A.</b>
	Develop an electronic method of conducting inspections and reporting to streamline process streamline reporting.	Met goal.  Use of PDF report and photo pages for all inspections.
	Continue attending conferences and training to increase skills and knowledge for construction inspectors.	Met goal.  Workshops attended – 15 Total professional development hours – 195 Total number of attendees – 53  See Table 7 in <b>Attachment A.</b>
	Resolve all noncompliance issues or pursue enforcement actions per the UPPS.	Met goal.  Only one incidence of non-compliance.  See Table 6 in <b>Attachment A.</b>
4. Post-Construction Stormwater Management in New Development and Redevelopment	Include in the General MS4 Authority UPPS policies for post construction runoff control and O&M of structural BMPs to protect stormwater quality and minimize the discharge of pollutants.	Met goal.  Final UPPS (Campus Stormwater Management – 04.05.16) submitted to upper management for approval in Year 2 (8-20-2015).



**Table 2**

MCM(s)	Measurable Goal(s)	Success
4. Post-Construction Stormwater Management in New Development and Redevelopment	Circulate for review	Met goal.
	Finalize UPPS.	In progress.
	Develop program and determine whether to include Campus Stormwater Drainage Study and Plan recommendations for new development.	Met goal. Determined not to use recommendations during Year 2.
	Circulate for review and finalize.	In progress.
	Continue compiling information on the location and kinds of structural BMPs on campus.	Met goal.
	Prepare a maintenance schedule for the BMPs	Met goal. A Best Management Practice Maintenance Manual was created and implemented in Year 2, including photos of all stormwater BMPs, unit numbers, and recommended maintenance and maintenance schedule for each unit.
	Update the table and map as new BMPs are added or discovered.	Met goal. Updates for Year 2: Removed SW-1-01 and SW-4-01 and added BC-4-01 and RC-1-04.

**Table 2**

MCM(s)	Measurable Goal(s)	Success
4. Post-Construction Stormwater Management in New Development and Redevelopment	Continue with plan review and project acceptance procedures.	Met goal.
	Require contractors to submit operation and maintenance plans for structural BMPs.	Met goal. O&M plan for cistern at Falls/Sayers Hall (RC-1-04) received.
	Perform O&M on structural BMPs according to the maintenance schedule.	Met goal. 16 post-construction BMPs were cleaned and over 15 tons of material was removed for off-site disposal. See Table 8 in <b>Attachment A</b> .
	Develop structural BMP inspection forms. Include references and any special instructions for the inspections	Met goal. Inspection forms were developed specifically for each type of BMP. A set of 3-4 questions were tailored for each kind of BMP and saved as an electronic PDF fillable form. See <b>Attachment A</b> for examples.
	Enter the BMPs and checklists into an electronic inspection system such as CodePal.	Met goal. Using PDF files for reporting and photos.

**Table 2**

MCM(s)	Measurable Goal(s)	Success
	Perform compliance inspections annually or more frequently to determine if maintenance is required.	Met goal.  Performed annual inspection of 41 BMPs as well as 4 follow-up inspections.
	Collect samples of wastes from campus BMPs as maintenance for each unit is pending.	Met goal.  Sample of sludge from Contech hydrodynamic units sampled 12-23-2014 and characterized as Class 2 Industrial Waste.
	Document sampling results and volumes of waste removed annually.	Met goal.  Sampling data kept in the Waste Analysis Plan.  See Table 8 in <b>Attachment A</b> for annual volumes of waste.
5. Pollution Prevention/Good Housekeeping for Municipal Operations	Prepare the O&M program to include good housekeeping and pollution prevention practices for municipal-type facilities on campus.	Met goal.  Good Housekeeping/Pollution Prevention Program prepared by EHSRM during Year 2.
	Circulate the program for internal review.	Met goal.
	Finalize the program.	Met goal. Program finalized July 2015.

**Table 2**

MCM(s)	Measurable Goal(s)	Success
5. Pollution Prevention/Good Housekeeping for Municipal Operations	Continue SPCC training program for all personnel working with oil and petroleum products.	<p>Met goal.</p> <p>Training for SPCC was uploaded into the University’s SAP System, a campus-wide training database, in March 2015. A total of 214 existing and new employees trained in Year 2.</p> <p>See Table 3-1 in <b>Attachment A</b>.</p>
	Continue with grit trap and oil/water separator cleanout annually at the Facilities garage. Obtain or renew contract for these services.	<p>Met goal.</p> <p>20,850 pounds of grit trap and oil/water waste was removed from the 2 BMPs at the Physical Plant Garage in Year 2. Over 35,000 gallons of grease was removed from grease traps on campus during Year 2.</p> <p>See Table 4 and Table 8 in <b>Attachment A</b>.</p>
	Develop campus best management practices for a campus standard.	<p>In progress.</p> <p>Campus standard will be added in Year 3.</p>
	Update individual turf management plans to incorporate the standards.	<p>In progress.</p> <p>Turf Management Program to be completed in Year 3.</p>
	Continue with licensed applicator required training and records retention. Maintain records electronically.	<p>16 employees were recertified in licensed applicator training in Year 2.</p> <p>See Table 7 in <b>Attachment A</b>.</p>

<b>Table 2</b>		
<b>MCM(s)</b>	<b>Measurable Goal(s)</b>	<b>Success</b>
5. Pollution Prevention/Good Housekeeping for Municipal Operations	Create an inventory of all municipal-type operations on campus. See also 6.2.1 and 6.2.2. Update annually.	Met goal.  Inventory created and included in Good Housekeeping/Pollution Prevention Program.
	Conduct an assessment of each area to determine what BMPs can be put in place for pollution prevention/spill prevention.	In progress.
	Identify staff at municipal-type operations that will need training for good housekeeping and pollution prevention practices.	Met goal.  Employees identified to take Illicit Discharge, Detection and Elimination training will also be required to take Good Housekeeping/Pollution Prevention Training.

**C. Stormwater Monitoring Data (Part IV Section B.2.(b))**

1. The MS4 has conducted monitoring of stormwater quality and submitted in the annual report (i.e. analytical and visual observations).

Yes  No

Not required for Level 2 MS4s. No TMDL for TDS impairment on Segment 1814 Upper San Marcos River.

a. Explain below or attach a summary to submit along with any monitoring data used to evaluate the success of the SWMP at reducing pollutants to the maximum extent practicable. Be sure to include a discussion of results:

**Not Applicable**

#### **D. Impaired Waterbodies (Part IV Section B.2.(c))**

1. If applicable, explain below or attach a summary of any activities taken to address the discharge to impaired waterbodies, including any sampling results and a summary of the small MS4's BMPs used to address the pollutant of concern:

TDS contributions from the university and city sub watersheds were evaluated in a multi-year study and modeling effort as part of the Upper San Marcos Watershed Characterization Report. This report is a component of the San Marcos Watershed Initiative to implement a community approved Watershed Protection Plan for the impaired upper San Marcos River. TDS was evaluated using modeling tools (primarily Hydrological Simulation Program –Fortran BASINS 4.1model) and direct monitoring of instream samples. The modeling runs show that the two sub watersheds within the university boundaries contribute to instream concentrations of TDS between 105 to 120 mg/L, well below the impairment limit of 400 mg/L. Three sampling events December 2013 through August 2014 below Sessom Creek (university major outfall) and above Sessom Creek show a mean TDS concentration of 373 mg/L and 358 mg/L, respectively. The study shows that under normal weather conditions the university is not significantly increasing the concentration of TDS in the San Marcos River.

2. Describe the implementation of targeted controls if the small MS4 discharges to an impaired water body with an approved TMDL (*Part II Section D.4.(a)*):

**Not Applicable**

3. Report the benchmark identified by the MS4 and assessment activities (*Part II Section D.4.(a)(6)*):

**Not Applicable**

4. Provide an analysis of how the selected BMPs will be effective in contributing to achieving the benchmark (*Part II Section D.4.(a)(4)*):

**Not Applicable**

5. If applicable, report on focused BMPs to address impairment (*Part II Section D.4.(a)(5)*):

**Not Applicable**

6. Describe progress in achieving the benchmark (*Part II.D.4.(a)(6)*):

**Not Applicable**

**E. Stormwater Activities (Part IV Section B.2.(d))**

Describe any stormwater activities the MS4 operator has planned for the next reporting year. Use the table or attach a summary, as appropriate:

<b>Table 3</b>			
<b>MCM(s)</b>	<b>BMP</b>	<b>Stormwater Activity</b>	<b>Description/Comments</b>
1. Public Education, Outreach and Involvement	Comprehensive Stormwater Education and Outreach Program	Implement program and update as needed.	Continuation from Year 2.
	Stormwater Quality Education Materials	Distribute educational materials such as brochures, fliers, door hangers, magnets at university and city sponsored environmental events or other appropriate activities.	Continuation from Year 2.
		Post or broadcast digital promotional materials onto free media outputs such as Texas State radio, Texas State and City cable stations, social media and various websites and list serves as appropriate.	New task for Year 3.

**Table 3**

MCM(s)	BMP	Stormwater Activity	Description/Comments
1. Public Education, Outreach and Involvement	Education/Training for Construction Personnel	Provide training for Texas State construction staff (FPDC) such as “lunch and learns”, vendor demonstrations, and links to webinars or podcasts, classroom training or online training. Update training annually.	New task for Year 3.
	Awareness Outreach for Employees and Students	Include pollution prevention and MS4 permit awareness messages in regularly published media such as newsletters, campus wide e-mails, web postings and electronic marquees.	Continuation from Year 2.
		Implement pet waste awareness campaign, including information on concerns associated with the release of aquarium pets to local aquatic resources, for University-owned or managed apartments.	New task for Year 3.
	Web Page and Community Hotlines	Expand the website to include hotline numbers, Annual Reports, and event dates and schedules.	Continuation from Year 2.
	Storm Drain Stenciling or Marker Program	Incorporate new design on new and replacement storm drain covers.	Continuation from Year 2.
		Install inlet markers on at least 10 curb inlets annually.	Continuation from Year 2.
		Participate in at least one San Marcos River cleanup each year.	Continuation from Years 1 and 2.



**Table 3**

MCM(s)	BMP	Stormwater Activity	Description/Comments
	Community Events	Work with Bobcat Build volunteers on stormwater cleanup, maintenance or other related projects.	Continuation from Years 1 and 2.
		Continue with Texas State volunteer groups for Keep San Marcos Beautiful (KSMB) "Adopt-a-Spot" projects.	Continuation from Years 1 and 2.
2. Illicit Discharge, Detection and Elimination	Develop UPPS for Illicit Discharge Prohibition and Construction and Post Construction Enforcement	Finalize and include in employee training for shops, the garage, FPDC, Utilities Operations DHRL, Auxiliary Services and Grounds Operations.	Continuation from Year 2.
		Include policy in subcontracts as applicable	Continuation from Year 2.
	Storm Sewer Mapping	Continue to update the MS4 map showing new outfalls and modified or new storm sewer lines and inlets.	Continuation from Years 1 and 2.
		Annually review project closeout documents received by contractors to ensure they provide GIS compatible as-built's of the storm and sanitary sewer systems.	Continuation from Year 2.
	Develop the Illicit Discharge Detection and	Continue inspection of grease traps and lift stations and replace broken manhole covers with Texas State salamander covers.	Continuation from Years 1 and 2.

**Table 3**

MCM(s)	BMP	Stormwater Activity	Description/Comments
2. Illicit Discharge, Detection and Elimination	Elimination (IDDE) Program for Storm Sewer	Finalize plan and implement.	New task for Year 3.
	Training on IDDE and Outfall Monitoring	Implement training with workshops for the Shops, Grounds Operations, Garage, Auxiliary Services, DHRL, FPDC, and Utility Operations followed by annual refresher training.	New task for Year 3.
	IDDE Hotline Number and Follow-Up Procedures	Implement the program and document the types of complains and corrective actions taken for the annual report.	New task for Year 3.
	Hazardous Waste and Recycle Material Collection Programs	Continue to provide weekly waste pickups on campus to shops and labs.	Continuation from Years 1 and 2.
		Continue to offer monthly battery pickup and annual electronic waste recycling.	Continuation from Years 1 and 2.
		Continue to collect recycle materials from all academic buildings, shops and dorms on a scheduled basis.	Continuation from Years 1 and 2.
		Continue to record the volume of waste and recyclable materials picked up and report to management annually.	Continuation from Years 1 and 2.

**Table 3**

MCM(s)	BMP	Stormwater Activity	Description/Comments
3. Construction Site Stormwater Runoff Control	Prepare a University Policy and Procedures Statement (UPPS) for Construction Site Runoff and Illicit Discharge Control	Finalize and include in employee training for FPDC and contractor training.	New task for Year 3.
	Monitor Compliance with Stormwater Requirements for New Construction and Redevelopment	Continue to monitor compliance with stormwater program for new construction and redevelopment.	Continuation from Years 1 and 2.
		Circulate for review, finalize and implement.	Continuation from Year 2.
	Site Plan Review Program	Continue with the process of reviewing erosion control plans, SWPPP drawings and post construction BMP selection on site plans for new construction and redevelopment.	Continuation from Years 1 and 2.
Review site plans in terms of protection of water quality impact, including BMP selection and design with emphasis on low impact development.		New task for Year 3.	
3. Construction Site Stormwater Runoff Control		Continue with existing program of routine SWPPP site inspections and reporting for one acre and larger sites.	Continuation from Years 1 and 2.

**Table 3**

MCM(s)	BMP	Stormwater Activity	Description/Comments
	Construction Site Inspection Program	Continue attending conferences and training to increase skills and knowledge of construction inspectors.	Continuation from Years 1 and 2.
		Resolve all noncompliance issues or pursue enforcement actions per the UPPS.	Continuation from Year 2.
4. Post - Construction Stormwater Management in New Development and Redevelopment	Prepare UPPS for Post Construction Runoff Control	Finalize UPPS.	Continuation from Year 2.
	Inventory of Structural BMPs	Update the table and map as new BMPs are added or discovered.	Continuation from Year 2.
	Review Design Packages for Post Construction BMPs	Continue with plan review and project acceptance procedures using checklist.	Continuation from Year 2.
	Operation and Maintenance of Structural BMPs	Require contractors to submit operation and maintenance plans for structural BMPs.	Continuation from Year 2.
	Operation and Maintenance of Structural BMPs	Perform O&M on structural BMPs according to the maintenance schedule.	Continuation from Year 2.
		Develop BMP fact sheets and use to train applicable employees to perform inspections. Document training.	New task for Year 3.

**Table 3**

MCM(s)	BMP	Stormwater Activity	Description/Comments
	BMP Inspection Program	Perform compliance inspections annually or more frequently to determine if maintenance is required.	Continuation from Year 2.
	Characterize BMP Wastes for Disposal	Collect samples of wastes from campus BMPs as maintenance for each unit is pending.	Continuation from Year 2.
		Document sampling results and volumes of waste removed annually.	Continuation from Year 2.
5. Pollution Prevention/ Good Housekeeping for Municipal Operations	Prepare an Operation and Maintenance Program	Finalize the program (implement).	Continuation from Years 1 and 2.
	Fleet and Equipment Maintenance	Continue SPCC training program for all personnel working with oil and other petroleum products.	Continuation from Years 1 and 2.
		Continue with grit trap and oil/water separator cleanout annually at the Facilities garage. Obtain or renew contractor for these services.	Continuation from Years 1 and 2.
	Golf Course, Intramural Fields and Grounds Operations	Inventory all product storage areas and update annually.	New task for Year 3.
		Continue with licensed applicator required training and records retention.	Continuation from Years 1 and 2.

<b>Table 3</b>			
<b>MCM(s)</b>	<b>BMP</b>	<b>Stormwater Activity</b>	<b>Description/Comments</b>
	Inventory of Municipal Type Operations	Develop inspection checklists for municipal-type operations.	New task for Year 3.
	Employee Training Program	Acquire training materials from sources such as EPA, TCEQ, other MS4s, and NCTOG.	New task for Year 3.
	Contractor Oversight	Incorporate BMP language for good housekeeping and turf management into contract documents.	New task for Year 3.

**F. SWMP Modifications (Part IV Section B.2.(e))**

- Changes have been made or are proposed to the SWMP since the NOI or the last annual report, including changes in response to TCEQ’s review.  
 Yes  No

If ‘Yes’, report on changes made to measurable goals and BMPs:

No change to measurable goals or BMPs. The following statement was as an addendum to the SWMP for clarification.

“The river’s upper 4.5-mile stretch has been designated as critical habitat for several endangered species. Texas State University is one of five signatories to the EAHCP and associated Incidental Take Permit under the Endangered Species Act.”

**G. Additional BMPs (Part IV Section B.2.(f))**

- Provide a description and schedule for implementation of additional BMPs that may be necessary, based on monitoring results, to ensure compliance with applicable TMDLs and implementation plans.

**Not Applicable**

**H. Additional Information (Part IV Section B.2.(g))**

1. Is the permittee relying on another entity/ies to satisfy some of its permit obligations?

Yes  No

If 'Yes,' provide the name(s) of other entity/ies and an explanation of their responsibilities (add more spaces or pages if needed):

Name and Explanation:

City of San Marcos TXR040485. Coordinating Education, Outreach and Public Participation efforts as appropriate with the City to maximize the program and cost-effectiveness of the required outreach.

2.a. Is the named permittee sharing a SWMP with other entities?

Yes  No

2.b. 'yes,' is this a system-wide annual report including information for all permittees?

Yes  No

**Not Applicable**

**I. Construction Activities (Part IV Section B.2.(h-i))**

1. The number of construction projects in the jurisdiction of the MS4 where the permittee was not the construction site operator (as provided in submittals to the MS4 operator via notices of intent or site notices): **None**

2. a. Does the permittee utilize the optional seventh MCM related to construction?

Yes  No

2. b. If 'yes,' then provide the following information for this permit year:

The number of municipal construction activities authorized under this general permit	
The total number of acres disturbed for municipal construction projects	

**Note:** Though the seventh MCM is optional, implementation must be requested on the NOI or on a NOC and approved by the TCEQ.

**J. Certification**

*I certify under penalty of law that this document and all attachments were prepared under my direction or supervision in accordance with a system designed to assure that qualified personnel properly gathered and evaluated the information submitted. Based on my inquiry of the person or persons who manage the system, or those persons directly responsible for gathering the information, the information submitted is, to the best of my knowledge and belief, true, accurate, and complete. I am aware that there are significant penalties for submitting false information, including the possibility of fine and imprisonment for knowing violations.*

Name (printed): **Russell Clark, CSP** Title: **Director, EHSRM**

Signature: *Russell Clark* Date: 11/11/2015

Name (printed): \_\_\_\_\_ Title: \_\_\_\_\_

Signature: \_\_\_\_\_ Date: \_\_\_\_\_

Name (printed): \_\_\_\_\_ Title: \_\_\_\_\_

Signature: \_\_\_\_\_ Date: \_\_\_\_\_

Name (printed): \_\_\_\_\_ Title: \_\_\_\_\_

Signature: \_\_\_\_\_ Date: \_\_\_\_\_

Name (printed): \_\_\_\_\_ Title: \_\_\_\_\_

Signature: \_\_\_\_\_ Date: \_\_\_\_\_

**Note:** If this is this a system-wide annual report including information for all permittees, each permittee shall sign and certify the annual report in accordance with 30 TAC §305.128 (relating to Signatories to Reports).



## Attachment A: Narrative Provision

### Introduction

This Annual Report satisfies the requirements of Part IV.B.2 of the TPDES Small MS4 General Permit TXR040000. Additional information is provided in this narrative section to supplement the data reported in Tables 1 and 2 of the TCEQ Standard Form No. 20561 for annual reporting.

### MCM-1 Public Education, Outreach and Involvement

*Acquire stormwater educational materials from EPA, TCEQ and other MS4s. Customize materials with local logos and contact information.*

Per the separate Stormwater Management Programs, Texas State University and the City of San Marcos have indicated that collaborating on Public Education, Outreach and Involvement will maximize program and cost effectiveness within the two entities, as well as maintain a common message across the city and university target audiences. As a result, the What Goes Here Flows Here stormwater educational campaign was developed in Year 2 to symbolize the partnership while raising awareness about stormwater pollution. The logo and tagline below were developed by the Office of University Marketing to illustrate the partnership, showing both University landmarks (Old Main, Undergraduate Admissions Center) and City landmarks (Courthouse). The logo and tagline were designed to show that whatever goes on the streets on campus and in the city will flow directly to the creeks and rivers that run through San Marcos.



Materials were created in Year 1 to provide a stormwater education and outreach component for two programs on campus (New Employee Orientation and University Seminar Course). In Year 2, these materials were upgraded to include the new logo and tagline, as well as the campaign theme designed by University Marketing. Materials were developed and distributed at public education/outreach and public participation events during Year 2. Some examples of new educational materials distributed at events are shown below.

## Stormwater Awareness Handout

Upgraded from Year 1. Distributed at New Employee Orientation monthly, and other events as they arise throughout the year.



The San Marcos River is not only our treasured water for recreation, it is also home to several threatened and endangered species like Texas wild rice, which grows only in the San Marcos River. It is our responsibility to protect them all from contaminated stormwater runoff.

Stormwater is rainwater that runs off our streets, parking lots and other concrete surfaces directly into our rivers and creeks, untreated and unfiltered. Along the way, it can pick up trash and bacteria that can end up in our rivers and creeks.





### HOW CAN YOU HELP?



**DON'T LITTER**

Put your trash in a receptacle where it can be collected. A cigarette butt out the car window will likely end up in the river. Think about it. If every person in San Marcos littered just once a day, our city and river would be polluted with more than **18 million pieces of trash each year!**



**USE FERTILIZER/ PESTICIDES SPARINGLY**

Overuse of fertilizers and pesticides can harm and kill the threatened and endangered aquatic life that live in the river.



**STOOP AND SCOOP**

Picking up your pet's waste keeps harmful bacteria out of the rivers where we swim and where animals live.

**BRUSH DROP-OFF**

**WHAT**  
Material accepted: tree stumps, branches, leaves and grass clippings (do not bag)

**WHEN**  
Second Saturday of each month (8 a.m.-1 p.m.)

**WHERE**  
750 River Road (behind animal shelter)

**WHO**  
Open to San Marcos residents. Bring a recent utility bill as proof of residency.

**BULKY WASTE PICKUP**

**WHAT**  
Furniture, large appliances and yard waste

**WHEN**  
First and third weeks of the month

**HOW**  
Call Texas Disposal Systems by 2 p.m. the previous business day  
800.375.8375

**WHO**  
Free to San Marcos utility customers (four times per year per resident)

**A FEW COMMON CONTAMINANTS**



**OIL AND GASOLINE**



**CIGARETTE BUTTS**



**CONSTRUCTION EROSION**



**GRASS CLIPPINGS**

**PUBLIC PARTICIPATION EVENTS**

**RIVER CLEANUP**  
Each March

**KEEP SAN MARCOS BEAUTIFUL (KSMB)**  
**ADOPT-A-SPOT**  
Ongoing

**TO REPORT SPILLS**

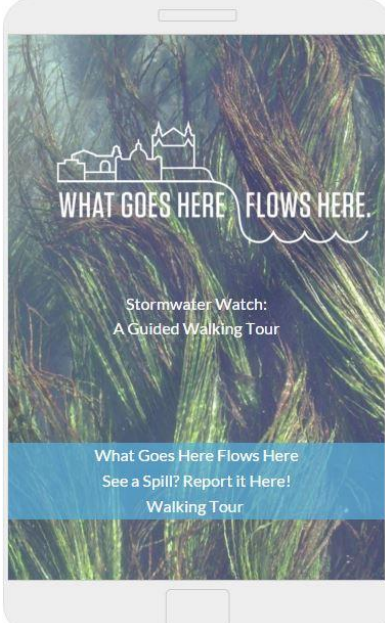
Texas State Environmental Health, Safety & Risk Management Office  
Phone: 512.245.3616  
City of San Marcos  
Phone: 512.393.8036 [www.sanmarcostx.gov/SMTXConnect](http://www.sanmarcostx.gov/SMTXConnect)

**HOUSEHOLD HAZARDOUS WASTE DROP-OFF**

Open Tuesdays and Fridays 12-3:30 p.m., City Hall Traffic Yard, 630 E. Hopkins, across from the big H-E-B.

## University Seminar 1100 Walking Tour App


Upgraded from Year 1. App developed in Year 2, will be implemented in Year 3.



**WHAT GOES HERE FLOWS HERE.**

Stormwater Watch:  
A Guided Walking Tour

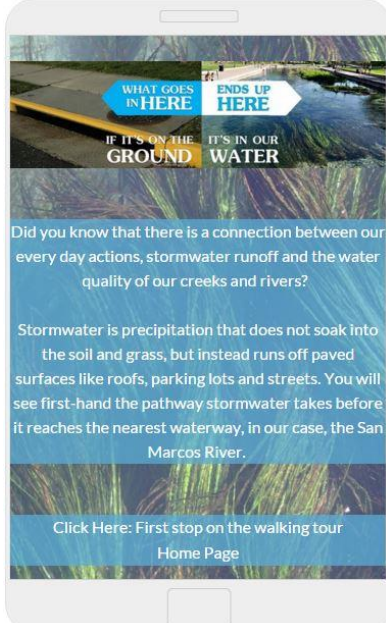
What Goes Here Flows Here  
See a Spill? Report it Here!  
Walking Tour



**WHAT GOES HERE FLOWS HERE.**

What Goes Here Flows Here is an educational campaign used to raise awareness about stormwater runoff and its relationship to our river. This app was designed to show you where stormwater runoff flows, how stormwater can become polluted, and what you can do to protect our waterways.

Home Page  
See a Spill? Report it Here!



**WHAT GOES IN HERE** → **ENDS UP HERE**

**IF IT'S ON THE GROUND** → **IT'S IN OUR WATER**

Did you know that there is a connection between our every day actions, stormwater runoff and the water quality of our creeks and rivers?

Stormwater is precipitation that does not soak into the soil and grass, but instead runs off paved surfaces like roofs, parking lots and streets. You will see first-hand the pathway stormwater takes before it reaches the nearest waterway, in our case, the San Marcos River.

Click Here: First stop on the walking tour  
Home Page

*Provide basic stormwater pollution prevention awareness input into new employee and new student orientation.*

Staff training is administered through classroom and online training programs for several of the Minimum Control Measures in the SWMP. On occasion, a mass email may be used to inform staff of training opportunities as well. Specifically for this MCM, new employees were provided stormwater awareness education just as in Year 1. This year, they received an updated handout with the newly developed logo and tagline for the What Goes Here Flows Here Campaign, as well as useful information they can use at home or at work. **Table 3-1** shows a summary of the number of staff trained through these methods in Year 2.

Freshmen students receive stormwater awareness training through the University Seminar 1100 course, which includes a boat tour at The Meadows Center (formerly Aquarena Springs) and a walking tour of how stormwater runoff makes its way to the San Marcos River. General stormwater awareness education is incorporated into the boat tour of Spring Lake. The application on the previous page will be a new method for students to participate in this stormwater awareness teaching opportunity. Additionally, different student groups occasionally request general stormwater awareness training for students. **Table 3-2** shows a summary of the number of students trained in Year 2.

*Distribute educational materials such as brochures, fliers, door hangers, or magnets at university and city sponsored events.*

The educational materials as illustrated in the previous section were created and distributed at public education/outreach and public participation events during Year 2. Promotional items were also purchased and printed with the “What Goes Here Flows Here” logo and Sally the Salamander art. Some examples of these items are as follows:

- ❖ General stormwater awareness handout
- ❖ Door hangers with curb inlet marker information
- ❖ Electronic recycling FAQ
- ❖ Frisbee with winning manhole cover art
- ❖ What Goes Here Flows Here freebies
- ❖ Mesh river bags (donated by the San Marcos Lions Club)

In Year 2, 1649 educational and promotional items were given out at public participation events such as Arbor Day, The Annual Great Texas River Clean Up, and Bobcat Build. Others were given out at public outreach events such as HEATstock, Concert in the Park Series, and Movies in the Park Series. **Table 1** provides a summary of these events. Some examples of the items and events are shown below.

### Sally the Salamander Frisbees

Ordered for the Annual Great Texas River Clean Up and given to volunteers as an incentive gift. Remaining Frisbees given away at various events during Year 2.



### What Goes Here Flows Here Promotional Items

Items were ordered for the What Goes Here Flows Here campaign kickoff in Year 2. These include a reusable grocery bag, an oil funnel, pet waste dispenser and sunglasses. Various items will be ordered to replace these over years 3-5.







### HEATStock 2015, Earth Day Event

Tyler Hammond, Graduate Assistant, educates students on the What Goes Here Flows Here program, what stormwater is and the different events that are offered throughout the year.



## Concerts in the Park: What Goes Here Flows Here Campaign Rollout (April 23, 2015)

Lisa Arceneaux and Colleen Cook discuss with Melani Howard on ways the City and University can work together on protecting the river through education and outreach.



*Include pollution prevention and MS4 permit awareness messages in regularly published media such as newsletters, campus wide e-mails, web postings and electronic marquees.*

Student Involvement at LBJSC, a campus department whose main focus is encouraging student volunteerism, sends their Volunteer Newsletter to approximately 2400 students, staff and faculty 2-4 times per month. This is a drastic increase from Year 1. During Year 2, Student Involvement sent out eight (8) stormwater awareness messages/photos that were opened by recipients approximately 19,217 times. Additionally, the newsletter helped to promote events such as the San Marcos River Clean-Up and the Electronics Recycling Event. The stormwater awareness messages are typically thematic, and try to correlate with the month in which they are sent. For instance, the stormwater message sent over the summer encouraged people to use mesh river trash bags while floating the river. **Table 1** provides a summary of the number of these messages. Below is the total number of opened emails and an example of one of their newsletters with an incorporated stormwater awareness message.

Number of Opened Emails in Year 2					
9/8/2014	381	2/12/2015	465	6/25/2015	448
9/15/2014	385	2/19/2015	478	7/2/2015	425
9/26/2014	382	2/26/2015	500	7/9/2015	404
10/9/2014	481	3/5/2015	480	7/16/2015	390
10/30/2014	435	3/12/2015	454	7/23/2015	378
11/13/2014	433	3/26/2015	449	7/30/2015	412
11/20/2014	470	4/2/2015	598	8/6/2015	434
11/26/2014	391	4/9/2015	578	8/13/2015	413
12/5/2014	409	4/16/2015	578	8/20/2015	463
12/11/2014	385	4/23/2015	557	8/27/2015	513
12/18/2014	378	4/30/2015	513		
1/8/2015	430	5/7/2015	512		
1/15/2015	440	5/14/2015	460		
1/22/2015	458	6/4/2015	546		
1/29/2015	486	6/12/2015	458		
2/5/2015	514	6/18/2015	453		



Example volunteer newsletter with stormwater message.



find your passion  
**BE THE CHANGE**

**TEXAS STATE**  
STUDENT VOLUNTEER CONNECTION

**GET INVOLVED**  
student involvement @ tbsjc

June 4, 2015

Dear Colleen,

**Happy summer!** Hope you have had some time to relax and hopefully your home remained dry during the flooding. Despite the damage and loss, it has been truly inspiring to watch our city come together and help out one another. Let's continue this good stewardship throughout the summer! There are some opportunities listed below, so please take a look and let's make it a sunny summer regardless of the weather!

---

**Stormwater Message of the Month:**

Every Texas State student and San Marcos resident loves Sewell Park and the San Marcos River. Just remember when you are at the river enjoying a day in the sun, whatever trash you leave behind ends up in the river. If you decide to tube, take a reusable mesh trash bag, tie it to your tube and dispose of your trash in there. "Drink it and sink it" is NOT the motto of this campus. Have fun, but don't forget to **protect our river!**



---



In Year 2, a general stormwater awareness email was sent to staff and faculty of Texas State by the Vice President of the Finance and Support Services Division. The email stressed the importance of ensuring that natural resources are preserved, beginning with preventing pollutants from flowing to the San Marcos River. The email gave a number of ways employees can prevent stormwater pollution, and provided a link to view the general stormwater awareness presentation on the EHSRM website. The email is below.



Wed 3/25/2015 12:52 PM

VPFSS

CORRECTION: Protecting the San Marcos River

To: faculty; staff

You forwarded this message on 4/9/2015 11:55 AM.

Here is the correct link is <http://www.fss.txstate.edu/ehsrp/programs/storm/GSWAT>.

---

**From:** VPFSS  
**Sent:** Wednesday, March 25, 2015 12:15 PM  
**To:** faculty; staff  
**Subject:** Protecting the San Marcos River

**TO:** All Faculty and Staff

**FROM:** William A. Nance

**SUBJECT:** Protecting the San Marcos River

Texas State University wants to ensure the water in the San Marcos River is as clean as possible. One way we can do that is to eliminate anything flowing into storm drains other than water. Storm water run-off on the Texas State Campus is now regulated by the Texas Commission on Environmental Quality (TCEQ) through our Municipal Separate Storm Sewer System (MS4) permit. The University is now required to take extra measures to ensure water quality, one of which is to inform the campus community of the impact of run-off on water quality.

To help you can:

- 1) Keep foreign objects away from storm drain intakes,
- 2) Avoid chemicals, solvents, paint, etc. in the storm drains,
- 3) Bag leaves and grass clippings before they can wash down a storm drain,
- 4) Stabilize soil so that run-off does not wash it into a drain, and
- 5) Generally implement "Good Neighbor" practices in and around the river and its tributaries.

To obtain additional information on the terms and requirements of our MS4 permit, please click on the following link: <http://www.fss.txstate.edu/ehsrp/programs/storms/GSWAT>

Thank you for your efforts to protect a treasured resource, the San Marcos River.

*Go Green! Print this email only when necessary. Thank you for helping Texas State be environmentally responsible.*

*This message was sent to all members of a conscribed mailing list established and maintained by Texas State University. Your inclusion in this list results from your relationship and status with the University and is not optional.*

MEMBER THE TEXAS STATE UNIVERSITY SYSTEM™

The Department of Housing and Residential Life employs approximately 200 Resident Assistants (RAs) in 23 residence halls on campus during the year to guide residents and to help students adjust to living away from home. One of the ways RAs connect with students is by giving them helpful tips to living on campus and in a new city. They do this in many ways, one way being through bulletin board postings. The RAs are given information and asked to post the information on the board for a predetermined amount of time. This year, each RA was provided a What Goes Here Flows Here reusable grocery bag containing components to decorate their board with an anti-litter message about floating the river and using a mesh trash bag. The components that were included are as follows:

- ❖ Letters spelling “Protect our River!”
- ❖ A blurb explaining why littering is discouraged while floating the river
- ❖ A list of acceptable and not acceptable items
- ❖ A photo of a student getting ready to tube with a mesh trash bag
- ❖ City, University, WGHFH, and Sally the Salamander logos

The goal of this project was to promote a generation of students who are environmentally sensitive, and to reinforce the idea that littering while tubing the river is not an acceptable practice. These boards were posted on every floor of all 23 residence halls, reaching approximately 6000 students through general awareness. **Table 1** lists all data for this project. See below for photos.





*Incorporate new design on new and replacement storm drain covers.*

In Year 2, Texas State installed ten new covers on new development sites on campus and replaced 14 covers with the new standard. See below for examples.



Employees of Utilities Operations and EHSRM pose with a replacement manhole cover.





Employees of FPDC and Flynn Construction pose with the first new manhole cover installed on campus.

### *Community Events*

Texas State University was involved in several stormwater-related public participation events during Year 2. The Annual Great Texas River Clean-Up, Bobcat Build, Keep San Marcos Beautiful Adopt-a-Spot projects, and the Annual Electronics Recycling Event were some of the main projects. **Table 1 and Table 2** show the quantitative data associated with each of the events.

*Participate in at least one San Marcos River cleanup each year (March 1, 2015).*

The 30th Annual Great Texas River Cleanup brought out 544 volunteers including event leaders, watershed leaders, and crew leaders, as well as city officials, residents, and Texas State University students. The cleanup was divided into five watersheds: Willow Creek, Sink Creek, Sessom Creek, Purgatory Creek, and the San Marcos River. This method was used to cover more ground and educate volunteers on how the different creeks feed into the river. This helped raise awareness about stormwater pollution and inform volunteers that whatever is on the ground will eventually end up in the San Marocs River. Volunteers worked from 9am – 12pm and collected 6.85 tons of trash, 9.27 tons of recyclable materials, and 186 tires. Approximately twenty-five groups of about 20 were led by a crew leader who was educated on stormwater awareness prior to the cleanup and instructed to spread the message along to their volunteers. See below for photos.



*Work with Bobcat Build volunteers once a year on stormwater cleanup, maintenance or other related projects (March 28, 2015).*

Bobcat Build is a campus-wide annual service event in which Texas State University students help the San Marcos community by saying “Thank You!” for supporting the students and university. Students perform jobs for residents that range from yard work to house painting to a neighborhood cleanup. This year, 18 volunteers from the River Inspired Student Effort (RINSE) and Pi Gamma Mu worked for two hours and installed storm drain markers on 60 curb inlets and area drains around campus. The volunteers also picked up approximately 800 cigarette butts around the area. The volunteers were given a stormwater awareness message prior to the event, and during the event were shown how easily the cigarette butts can be picked up during a rain event and washed into the storm drain which flows straight to the river. See below for photos.





*Continue with Texas State volunteer groups for Keep San Marcos Beautiful (KSMB) Adopt-a-Spot projects (ongoing).*

The City of San Marcos Keep San Marcos Beautiful program had 12 groups regularly participate in the Adopt-a-Spot program, in which the volunteers pick a spot around town to help beautify and keep clean throughout the year. Many Texas State groups as well as residential groups volunteer with this program. The City also administers “Hot Spot” cleanups, in which an area that is in need of cleanup is selected and cleaned out. This is different than the Adopt-a-Spot program because the Hot Spots are not maintained 4-6 times per year, as the other areas are. This year, through the Adopt-a-Spot program and Hot Spot cleanups, 220 volunteers spent approximately 57 combined hours picking up 219 bags of trash and 42.5 bags of recyclable materials. See below for photos.



*Electronics Recycling Event (April 18, 2015)*

Texas State University and Stericycle hosted the seventh Annual Electronics Recycling Event. The two entities recruited 46 volunteers, including people from the city, university staff and students, as well as employees of Stericycle. These volunteers helped direct traffic, greet and survey the incoming cars, remove the end-of-life electronics from the vehicles, and pass out informational handouts with FAQs about recycling electronics and how they can affect stormwater runoff. During the event, 188 cars drove through the facility, dropping off a combined total of over 20,000 pounds of electronics, and were given 63 handouts about stormwater awareness and electronics recycling. See below for photos.





## MCM-2 Illicit Discharge Detection and Elimination

*Continue to record the volume of hazardous waste and recyclable materials picked up and report to management annually.*

The university has an active hazardous and industrial waste program, universal waste collection program (fluorescent bulbs), used oil and recyclable program for the campus labs, shops, classrooms and administrative offices. The collection, proper disposal and recycle of these materials potentially reduces the chances dumping or discharging to the environment and exposure to stormwater runoff. **Table 4** is a summary of the weights of these materials managed at the university for Year 2.

## MCM-3 Construction Site Stormwater Runoff Control

*Continue with the process of reviewing erosion control plans, SWPPP drawings and post construction BMP selection on site plans for new construction and redevelopment.*

The university has an existing program in place to review stormwater runoff control drawings and plans for all new construction and redevelopment projects that will include outside disturbance of soil. The goal for this BMP was to review a minimum of 75% of the projects initiated on campus meeting the outdoor work criteria. In Year 2, 92% of all plans were reviewed, exceeding the goal set in the SWMP. The plan review table is shown as **Table 5**.

*Continue with existing program of weekly SWPPP site inspections and reporting for one acre and larger sites.*

The university has an active site inspection program for new construction that includes an initial startup inspection to ensure all notices are posted and submitted to the appropriate MS4 Operators, the SWPPP plan has been reviewed and certified and the erosion controls have been installed properly. This is approved jointly by the EHSRM and FPDC project managers prior to construction. During construction these two offices complete routine site inspections and complete inspection forms for documentation in compliance with the TPDES General Construction Permit (GCP) TXR150000. These continue until final stabilization of the site occurs as documented by the final site inspection, and the GCP is terminated by sending a copy of the Construction Site Notice to the MS4 operator. This process is applicable to only those sites that are one acre in size or larger. A summary of the initial, final and routine site inspections performed during Year 2 is shown in **Table 6**. Eight active construction sites (greater than one acre) were ongoing in Year 2 of the permit and four were completed prior to this year-end reporting period. A total of 120 SWPPP inspections were completed in Year 2.



*Continue attending conferences and training to increase skills and knowledge for construction inspectors.*

Continuing education is an integral part of the university's mission of students, faculty and staff. It is recognized as important for maintaining licenses and specialty certifications, broadening the knowledge base of the stormwater team, allowing opportunities for idea sharing and collaboration with peers and coworkers and keeping the university staff familiar with new and emerging technologies and treatment methods. **Table 7** provides a summary of the training attended by the responsible departments during Year 2 of the permit cycle.

### MCM-4 Post-Construction Stormwater Management in New Development and Redevelopment

*Continue compiling information on the location and kinds of structural BMPs on campus. Prepare a maintenance schedule for the BMPs. Update the table and map as new BMPs are discovered or removed.*


Structural and natural BMPs have been included in new construction design for many years. An inventory of the existing BMPs was compiled as part of the SWMP preparation process. During Year 2, the list was modified based on newly installed or removed BMPs. Additionally, a BMP Maintenance Manual was created that lists each BMP, their unit number, what maintenance will be required, the frequency of required maintenance, and the department(s) responsible for unit maintenance. The BMP inventory list and BMP Maintenance Manual are too large to include in this report, but they are readily available at the EHSRM office. This list will continue to be updated as new construction impacts them either by removal, replacement or as additional BMPs are added.

*Perform O&M on structural BMPs according to the maintenance schedule.*

Structural BMPs received maintenance as either existing initiatives or new work order requests during Year 2. Tracking of BMP maintenance was kept in the Facilities work order management (AiM) program so progress and weights can be tracked easily. **Table 8** shows the amount of material removed from maintenance of these units in Year 2.

*Develop structural BMP inspection forms. Include references and any special instructions for the inspections.*

BMP inspection forms were created and utilized during Year 2. Each unit type had its own set of tailored questions. See below for an example.

 <p><b>TEXAS STATE UNIVERSITY</b> <i>The rising STAR of Texas</i></p>	<p><b>BMP Inspection Checklist</b></p>	<p>Zone: <u>  4  </u></p>	
<p><b>PP-4-01</b></p> <p><b>Porous Paver Parking Lot</b></p> <p><b>Near Saltgrass &amp; Spring Lake</b></p>			
	<p><b>YES</b></p>	<p><b>NO</b></p>	<p><b>N/A</b></p>
1. Is the area free of weeds?	<input type="radio"/>	<input type="radio"/>	<input type="radio"/>
2. If so, is the area free of evidence that herbicide/pesticide was used?	<input type="radio"/>	<input type="radio"/>	<input type="radio"/>
3. Has the area been vacuumed within the past year?	<input type="radio"/>	<input type="radio"/>	<input type="radio"/>
4. Is any maintenance needed? if yes, explain below.	<input type="radio"/>	<input type="radio"/>	<input type="radio"/>
<p>Comments: _____</p> <p>_____</p> <p>_____</p> <p>_____</p> <p>_____</p>			
<p>Completed By: _____ Date: _____</p>			
<p>Environmental Health, Safety and Risk Management</p>		<p>Page 1 of 1</p>	

**MCM-5 Pollution Prevention/Good Housekeeping for Municipal Operations**

*Continue SPCC training program for all personnel working with oil and petroleum products.*

SPCC training has been ongoing for 5-6 years and is an established program at the university. Training is done in December for the facilities shops and was expanded to other areas of campus in October 2014. For this reporting period, **Table 3-1** shows the number of employees trained in SPCC through the Year 2. Training was expanded and moved to online training in March 2015.

*Continue with grit trap and oil/water separator cleanout annually at the Facilities garage. Obtain or renew contract for these services.*

This activity was covered in **Table 8**.

*Continue with licensed applicator required training and records retention. Maintain records electronically.*

This activity was covered in **Table 7**.

**Table 1**  
 Summary of Public Education and Outreach Events  
 Year 2  
 September 1, 2014 - August 31, 2015  
 Phase II MS4 Annual Report  
 Texas State University -San Marcos Texas

Name of Event	Date	Description of Event	Method Used for Stormwater Awareness	Quantity Distributed
Arbor Day Celebration	11/7/2014	Promote awareness of trees on campus and promote tree planting. The number reflects how many items were given away.	Poster board, handouts about stormwater and porous pavers	20
Challenge SMTX PSA	11/7/2014	Anti-litter campaign to encourage people to pick up and recycle or throw away one piece of trash a day. Public Service Announcement Posted to increase awareness about the campaign. The number reflects how many times the video was viewed.	Video	221
Curb Inlet Marker Program	12/6/2014	Volunteers installed metal markers on curb inlets in a neighborhood and also placed door hangers on homes to spread the message that storm drains lead to waterways in an effort to discourage dumping of illegal items down storm drains.	Door Hangers	200

**Table 1**  
 Summary of Public Education and Outreach Events  
 Year 2  
 September 1, 2014 - August 31, 2015  
 Phase II MS4 Annual Report  
 Texas State University -San Marcos Texas

Name of Event	Date	Description of Event	Method Used for Stormwater Awareness	Quantity Distributed
Annual Great Texas River Clean Up	3/7/2015	Annual cleanup of litter from creeks, drainage channels and river. Volunteers received a Sally the Salamander Frisbee. The number reflects how many items were given away.	Frisbee with winning manhole cover art	150
Annual Great Texas River Clean Up	3/7/2015	Annual cleanup of litter from creeks, drainage channels and river. Volunteers received t-shirts with a watershed and litter prevention message on them. The number reflects how many shirts were given away.	T-shirt	544
Annual Great Texas River Clean Up - Facebook Page	1/7/2015	Facebook page dedicated to Annual Great Texas River Clean Up. Goal was to boost interest, increase participation, and spread information about the event. The number reflects how many "likes" the page received.	Social Media	452

**Table 1**  
 Summary of Public Education and Outreach Events  
 Year 2  
 September 1, 2014 - August 31, 2015  
 Phase II MS4 Annual Report  
 Texas State University -San Marcos Texas

Name of Event	Date	Description of Event	Method Used for Stormwater Awareness	Quantity Distributed
Bobcat Build	3/28/2015	Curb inlet marker program and litter pickup in south corner of campus. The number reflects how many items were given away.	Frisbee with winning manhole cover art	18
General Awareness VPFSS	4/9/2015	Educate faculty and staff on general stormwater awareness, including tips on reducing pollution and a link to a general stormwater awareness PowerPoint training. The number reflects how many received the email.	Email	4216
E-Recycling Event	4/18/2015	Annual collection event for end-of-life electronics. A stormwater message was incorporated into the event using a handout, explaining that stormwater can pick up harmful metals and other pollutants if electronics are left outside and not properly disposed of. The number reflects the number of handouts distributed.	Handout	63

**Table 1**  
 Summary of Public Education and Outreach Events  
 Year 2  
 September 1, 2014 - August 31, 2015  
 Phase II MS4 Annual Report  
 Texas State University -San Marcos Texas

Name of Event	Date	Description of Event	Method Used for Stormwater Awareness	Quantity Distributed
HEATstock (Earth Day Celebration)	4/22/2015	Earth Day celebration to encourage students to be mindful of their impact they have on the Earth. The number reflects how many items were given away.	Mesh river trash bags, shirts, car trash bags, stickers	21
What Goes Here Flows Here Campaign Rollout at Music in the Park	4/23/2015	Implementation of What Flows Here Goes Here Campaign at Music in the Park Concert Series. The number reflects how many items were given away.	Handing out freebies such as Sally Frisbees, and fliers, sunglasses, grocery bags, funnels and pet waste bags with the GH/FH logo	68
Texas State Cable Channel	7/9/2015	What Goes Here Flows Here campaign publicized on scrolling informational TXST Cable TV Channel. The channel is available on campus, in San Marcos & the surrounding areas. The informational slide scrolls once every fifteen minutes, so it is shown approximately 100 times over a 24 hour period. The number reflects the estimate of how many times the message was broadcast during Year 2.	Electronic Media	5300

**Table 1**  
 Summary of Public Education and Outreach Events  
 Year 2  
 September 1, 2014 - August 31, 2015  
 Phase II MS4 Annual Report  
 Texas State University -San Marcos Texas

Name of Event	Date	Description of Event	Method Used for Stormwater Awareness	Quantity Distributed
What Goes Here Flows Here Campaign at Movies in the Park	7/28/2015	Parks and Recreation and KSMB Movies in the Park Series. The Flows Here Goes Here campaign was in cooperation with the KSMB and HCP initiatives for collaboration. The number reflects how many items were given away.	Played a sequence game with children themed on how litter on the ground reaches our river. Used Sally the Salamander Frisbees and GH/FH giveaways as prizes.	30
Bulletin Board Awareness Project	7/28/2015	Educate students in residence halls on stormwater by promoting use of mesh river bags while at the river. Information posted on bulletin boards on every floor of 23 residence halls on campus. The number reflects the number of students who were reached through this campaign.	Bulletin boards with information and logos	6000

**Table 1**  
 Summary of Public Education and Outreach Events  
 Year 2  
 September 1, 2014 - August 31, 2015  
 Phase II MS4 Annual Report  
 Texas State University -San Marcos Texas

Name of Event	Date	Description of Event	Method Used for Stormwater Awareness	Quantity Distributed
Bulletin Board Awareness Project - Giveaway	7/28/2015	Educate students in residence halls on stormwater by promoting use of mesh river bags while at the river. Resident Assistants received reusable bags as giveaway items.	Reusable grocery bags with What Goes Here Flows Here logo	200
ADSO Newsletter	8/1/2015	Educate University Safety Officers about stormwater and stormwater treatment systems. The number reflects number of recipients on the email list.	Electronic Newsletter	150
Public Participation PSA	8/12/2015	Public Service Announcement posted to increase awareness of public participation events associated with stormwater. The number reflects how many times the video was viewed.	Video	35



**Table 1**  
 Summary of Public Education and Outreach Events  
 Year 2  
 September 1, 2014 - August 31, 2015  
 Phase II MS4 Annual Report  
 Texas State University -San Marcos Texas

Name of Event	Date	Description of Event	Method Used for Stormwater Awareness	Quantity Distributed
New Employee Orientation (NEOII)	9/1/2014 - 8/31/2015	Attendees received stormwater educational handout with general stormwater awareness presentation at New Employee Orientation. The number reflects the number of employees who received the handout.	Handout	335
Volunteer Newsletter	9/1/2014 - 9/30/2014	Educate students and faculty who are members of volunteer newsletter email list about stormwater awareness. A new tip is updated monthly or every other month. The number reflects number of emails opened that month.	Electronic Newsletter	1148
	10/1/2014-10/31/2014			916
	11/1/2014-11/30/2014			1294
	12/1/2014-12/31/2014			1172
	1/1/2015-1/31/2015			1814
	2/1/2015-2/28/2015			1957
	3/1/2015-3/31/2015			1383
	4/1/2015-4/30/2015			2824
	5/1/2015-5/31/2015			972
	6/1/2015-6/30/2015			1905
7/1/2015-7/31/2015	2009			
8/1/2015-8/31/2015	1823			
<b>Total Promotion/Educational Materials</b>				<b>1649</b>
<b>Total Awareness Messages</b>				<b>35591</b>

**Table 2**  
 Summary of Public Participation Events  
 Year 2  
 September 1, 2014 - August 31, 2015  
 Phase II MS4 Annual Report  
 Texas State University -San Marcos Texas

Name of Event	Date	Description of Event	Number of Participants	Quantity	Method Used for Stormwater Awareness
#challengeSMTX	11/7/2014	Anti-litter campaign to encourage people to pick up and recycle or throw away one piece of trash a day		148 challenge hashtags in first year	#challengeSMTX PSA video, photos and videos posted by participants
Curb inlet marker program	12/6/2014	Volunteers installed metal markers on curb inlets in a neighborhood and also placed door hangers on homes to spread the message that storm drains lead to waterways in an effort to discourage dumping of illegal items down storm drains.	23	installed 32 markers and handed out 200 door hangers	Door Hangers and metal curb markers
Great Texas River Clean Up	3/7/2015	Annual cleanup of litter from creeks, drainage channels and river	544	4 hours X 544 = 2176 vol hours. Picked up 6.85 tons of trash and 9.27 tons of recyclables. 186 tires.	47 leaders were trained in stormwater awareness and provided this training to their crews prior to the cleanup.

**Table 2**  
 Summary of Public Participation Events  
 Year 2  
 September 1, 2014 - August 31, 2015  
 Phase II MS4 Annual Report  
 Texas State University - San Marcos Texas

Name of Event	Date	Description of Event	Number of Participants	Quantity	Method Used for Stormwater Awareness
Bobcat Build	3/28/2015	Curb inlet marker program and litter pickup in south corner of campus	18 students and 3 staff	Installed 60 markers on area drains and curb inlets. 2 hours x 21 people = 42 hours	Stormwater awareness training prior to pickup. Tour of drainage area and outfall following the marker install. Frisbees given out (18).
E-Recycling Event	4/18/2015	Annual collection event for end-of-life electronics	234 (188 cars, 46 volunteers)	20,628 pounds	SW Awareness & E-recycling brochures
Keep San Marcos Beautiful Adopt-a-Spot & Hot Spot Clean Ups	9/1/2014-8/30/2015	Litter pickup around San Marcos	220	216 bags of trash, 42.5 bags of recyclables, 57 hours	n/a

**Table 3-1**  
 Summary of Staff Training  
 Year 2  
 September 1, 2014 - August 31, 2015  
 Phase II MS4 Annual Report  
 Texas State University -San Marcos Texas

Month	Training Type						
	MS4 Program Awareness	General Awareness	IDDE	GH/PP (a)	Food Service	SPCC (b)	NEOII
Sept 2014 (c)	1	-	-	-	-		48
Oct-14	-	34	-	34	-	34	35
Nov-14	-	27	-	9	-	9	31
Dec-14	-	258	155	23	-	119	19
Jan-15	-	-	-	-	37	-	16
Feb-15	-	-	-	-	23	-	37
Mar-15	-	-	6	-	14	1	29
Apr-15	-	-	10	-	9	1	21
May-15	-	-	43	-	-	4	24
Jun-15	-	-	43	-	-	14	25
Jul-15	-	-	22	-	-	27	32
Aug 2015 (d)	-	-	5	-	62	5	38
<b>TOTAL</b>	<b>1</b>	<b>319</b>	<b>284</b>	<b>66</b>	<b>145</b>	<b>214</b>	<b>355</b>

**Table 3-2**  
 Summary of Training - Student  
 Year 2  
 September 1, 2014 - August 31, 2015  
 Phase II MS4 Annual Report  
 Texas State University -San Marcos Texas

Month	Training Type	
	General Awareness	US1100 Walking Tour
Sept 2014 (c)	-	1263
Oct-14	-	2105
Nov-14	-	879
Dec-14	-	88
Jan-15	-	-
Feb-15	-	-
Mar-15	-	177
Apr-15	-	331
May-15	-	32
Jun-15	-	-
Jul-15	-	-
Aug 2015 (d)	48	-
<b>TOTAL</b>	<b>48</b>	<b>4875</b>

Notes:

- (a) GH/PP = Good Housekeeping/Pollution Prevention
- (b) SPCC = Spill Prevention Control and Countermeasures
- (c) beginning of the Texas State University fiscal year
- (d) ending of the Texas State University fiscal year

**Table 4**  
 Summary of Hazardous Waste and Recycle Volumes  
 Year 2  
 September 1, 2014 - August 31, 2015  
 Phase II MS4 Annual Report  
 Texas State University -San Marcos Texas

Month	Batteries			Hazardous Waste (d)	Fluorescent Bulbs	Used Oil	Recyclable Materials			Electronics Equipment	Grease Trap Pumping
	Alkaline	Lead Acid	Rechargeable				Mixed Stream (a)	Cardboard	Paper		
	(pounds)	(pounds)	(pounds)				(tons)	(tons)	(tons)		
9/1/2014 (b)	-	-	55	see note	-	-	96.92	128.17	214.17	-	7090
Oct-14	-	-	60	see note	785	345				-	5250
Nov-14	-	-	25	see note	-	-				-	4250
Dec-14	300	-	60	see note	-	-				-	3250
Jan-15	-	-	50	see note	-	310				-	6250
Feb-15	500	378	40	see note	680	-				-	100
Mar-15	-	266	55	see note	-	-				-	1250
Apr-15	320	-	55	see note	-	-				10.3	1250
May-15	-	387	38	see note	980	-				-	85
Jun-15	-	-	36	see note	-	-				-	-
Jul-15	-	313	36	see note	1320	285				-	5000
8/31/2015 (c)	400	423	50	see note	-	-				-	1250
<b>Total</b>	<b>1520</b>	<b>1767</b>	<b>560</b>	<b>61.8</b>	<b>3765</b>	<b>940</b>				<b>96.92</b>	<b>128.17</b>

Notes:  
 (a) mixed stream is a combined weight of plastic, glass and aluminum  
 (b) beginning of the Texas State University fiscal year  
 (c) ending of the Texas State University fiscal year  
 (d) data for the hazardous waste generation was taken from the Excel summary table to support the Annual Report  
 Data for hazardous waste from Sept 2014 to August 2015 taken from the manifest table for the TCEQ Annual Waste Summary (AWS) .

**Table 5**  
Plan Review Summary  
Year 2  
September 1, 2014 - August 31, 2015  
Phase II MS4 Annual Report  
Texas State University -San Marcos Texas

Project Name	Phase	Project Manager	Origination Date	Due Date	Reviewer	Review Date	Comments
Jones Hall Construction Documents	50%	Fred Maddox	9/22/2014	10/3/2014	Thomas/ Arceneaux	10/3/2014	n/a
Jones Hall Construction Documents	90%	Fred Maddox	10/22/2014	10/30/2014	Arceneaux	10/29/2014	n/a
Jones Hall Construction Documents	100%	Fred Maddox	11/3/2014	11/14/2014	Arceneaux	11/11/2014	n/a
FCS Pathway Project		Missy Mears	10/21/2014	10/24/2014	Arceneaux	10/23/2014	n/a
FCS Pathway Project		Missy Mears	1/16/2015	1/23/2015	Arceneaux	1/20/2015	n/a
BMC Waterline Tie-In	60% CD	Tanner Craigen	1/6/2015	1/12/2015	Arceneaux	1/12/2014	n/a
BMC Waterline Tie-In	100% CD	Tanner Craigen	1/20/2015	1/27/2015	Arceneaux	n/a	no review needed
Evans Renovation		Russell Hill	1/9/2015	1/16/2015	n/a	n/a	no outside work
STAR One Expansion	50-70%	David Morris	1/27/2015	2/6/2015	Thomas	n/a	no review needed
STAR One Expansion	100%	David Morris	2/5/2015	2/13/2015	Thomas	2/13/2015	n/a
STAR One Expansion	50% CD	David Morris	4/22/2015	5/7/2015	Thomas/ Arceneaux	5/5/2015	n/a
STAR One Expansion	100% CD	David Morris	6/29/2015	7/10/2015	Thomas	7/10/2015	n/a

**Table 5**  
Plan Review Summary  
Year 2  
September 1, 2014 - August 31, 2015  
Phase II MS4 Annual Report  
Texas State University -San Marcos Texas

Project Name	Phase	Project Manager	Origination Date	Due Date	Reviewer	Review Date	Comments
STAR One Expansion	n/a	David Morris	n/a	n/a	Thomas	7/17/2015	See Plan Review Table
LBJSC Parking Garage Office		Tanner Craigen	2/9/2015	2/16/2015	Arceneaux	2/17/2015	n/a
LBJ North Bus Loop Repair		Missy Mears	3/10/2015	3/13/2015	n/a	n/a	missed review
JCK 280 Graduate College Office Suite		Cara Nowotny	3/28/2015	4/3/2015	n/a	n/a	no outside work
JCK Suite 314	CD	Ernesto Gonzales	5/20/2015	5/28/2015	n/a	n/a	no outside work
Alkek Library Renovation	50% CD	Fred Maddox	6/10/2015	6/23/2015	n/a	n/a	no outside work
Alkek Library Renovation	100% CD	Fred Maddox	7/21/2015	8/4/2015	n/a	n/a	no outside work
Derrick Hall Renovations		Kenney Wattinger	6/15/2015	6/19/2015	n/a	n/a	no outside work
Chemistry/Centennial	80% CD	Ralph Payne	6/29/2015	7/10/2015	n/a	n/a	no outside work
Alkek 6th Floor Graduate Student Suite		Tanner Craigen	8/10/2015	8/14/2015	n/a	n/a	no outside work

**Table 5**  
 Plan Review Summary  
 Year 2  
 September 1, 2014 - August 31, 2015  
 Phase II MS4 Annual Report  
 Texas State University -San Marcos Texas

Project Name	Phase	Project Manager	Origination Date	Due Date	Reviewer	Review Date	Comments
Academy and Reed Street		Mike Krouse	8/21/2015	8/24/2015	Arceneaux	8/24/2015	n/a

**Percentage Completion: 92%**



**Table 6**  
 Summary of SWPPP Inspections  
 Year 2  
 September 1, 2014 - August 31, 2015  
 Phase II MS4 Annual Report  
 Texas State University -San Marcos Texas

Month	Site	Initial Insp and Sign Off? Y/N	Routine SWPPP (a) Inspections	Noncompliance Issues Resolved?	Final SWPPP Inspection
				Y/N	
Sept 1, 2014 (b)	West Campus Housing		3	none	
	Clear Springs Demo		4	none	
	Comanche and Colony Demo		2	none	
	Bobcat Trail Utility Upgrade		4	none	
	Canyon and San Saba Demo		4	none	
	Moore Street Housing/DHRL	Y	1	none	
Oct-14	West Campus Housing		1	none	Y
	Clear Springs Demo		2	none	
	Comanche and Colony Demo		3	none	
	Bobcat Trail Utility Upgrade		4	none	
	Canyon and San Saba Demo		4	none	Y
	Moore Street Housing/DHRL		5	none	
Nov-14	Clear Springs Demo		2	none	
	Comanche and Colony Demo		2	none	Y
	Bobcat Trail Utility Upgrade		3	none	
	Moore Street Housing/DHRL		4	none	
Dec-14	Clear Springs Demo		2	none	Y
	Bobcat Trail Utility Upgrade		3	none	
	Moore Street Housing/DHRL		5	none	
Jan-15	Bobcat Utility Upgrade		2	none	
	Moore Street Housing/DHRL		4	none	
Feb-15	Bobcat Utility Upgrade		4	none	
	Moore Street Housing/DHRL		4	none	
Mar-15	Bobcat Trail Utility Upgrade		3	none	
	Moore Street Housing/DHRL		4	none	
Apr-15	Bobcat Trail Utility Upgrade		4	none	
	Moore Street Housing/DHRL		4	none	
May-15	Bobcat Trail Utility Upgrade		2	none	
	Moore Street Housing/DHRL		4	none	
Jun-15	Bobcat Trail Utility Upgrade		4	none	
	Moore Street Housing/DHRL		5	none	

**Table 6**  
 Summary of SWPPP Inspections  
 Year 2  
 September 1, 2014 - August 31, 2015  
 Phase II MS4 Annual Report  
 Texas State University -San Marcos Texas

Month	Site	Initial Insp and Sign Off? Y/N	Routine SWPPP (a) Inspections	Noncompliance Issues Resolved?	Final SWPPP Inspection
				Y/N	
Jul-15	Bobcat Trail Utility Upgrade		4	Y/July 22, 2015	
	Moore Street Housing/DHRL		3	none	
	STAR One Expansion	Y	1	none	
8/31/2015 (c)	Bobcat Trail Utility Upgrade		3	none	
	Moore Street Housing/DHRL		3	none	
	STAR One Expansion		4	none	
<b>Total</b>		<b>2</b>	<b>120</b>	<b>1</b>	<b>4</b>

Notes:

(a) Stormwater Pollution Prevention Plan Inspection per the Construction General Permit TXR150000

(b) beginning of the Texas State University fiscal year

(c) ending of the Texas State University fiscal year

**Table 7**  
 Summary of Continuing Education Hours  
 Year 2  
 September 1, 2014 - August 31, 2015  
 Phase II MS4 Annual Report  
 Texas State University -San Marcos Texas

Month	Event	Number of Attendees	Hours/each	Total Hours
10/8/2014	XP Solutions Webinar	1	1	1
11/3/2014	IECA Roadshow	8	7	56
12/18/2014	Pesticide Applicator Recertification	2	5	10
1/1/2015	Pesticide Applicator Recertification	5	5	25
2/6/2014	Structural Analysis and Design of Open-Graded Bases and Permeable Pavements	1	1	1
3/1/2015	Pesticide Applicator Recertification	8	5	40
3/25/2015	IECA MS4 101: Beginning or Re-Tooling Checklist for Successful MS4 Program (Online Course)	4	1	4
4/23/2015	Greening the Streets with PICP - Forester University	1	1	1
4/23/2015	SWPPP Presentation - FPDC	10	1	10
5/1/2015	SWPPP Presentation - FPDC	5	1	5
5/27/2015	TPDES Storm Water Compliance Workshop - SAWS	3	5	15
6/1/2015	Pesticide Applicator Recertification	1	5	5
8/2/2015	Envirocert Review Class for CPSEC	1	9	9
8/3/2015	Envirocert Test for CPSEC	1	5	5
8/6/2015	Storm Con Presentations - Austin Texas	2	4	8
<b>Total</b>		<b>53</b>		<b>195</b>

**Table 8**  
 Post Construction BMP Maintenance  
 Year 2  
 September 1, 2014 - August 31, 2015  
 Phase II MS4 Annual Report  
 Texas State University -San Marcos Texas

Service Date	Unit Name	Unit Number	Material Removed (pounds)	Department/Contractor
11/19/2014	Retention Pond	RP-1-01	568	Utilities Operations
1/5/2015	Grit Trap Garage	GT-3-01	10,425	Grueene Environmental
1/5/2015	Oil Water Separator Garage	OW-3-01	10,425	Grueene Environmental
3/19/2015	Contech Unit	CT-3-01	8,425	Grueene Environmental
3/26/2015	Detention Pond	DP-1-03	568	Utilities Operations
3/31/2015	Concrete Channel	CC-1-01	26	Utilities Operations
4/14/2015	Porous Paver/Diversion Wall	PP-1-01	63.2	Utilities Operations
5/12/2015	Detention Pond	DP-1-03	379	Utilities Operations
6/30/2015	Detention Pond	DP-2-02	111	Utilities Operations
6/30/2015	Concrete Channel	CC-1-01	88	Utilities Operations
7/6/2015	Detention Pond	DP-1-03	265	Utilities Operations
7/8/2015	Detention Pond	DP-1-01	88	Utilities Operations
7/9/2015	Rainwater Cistern	RC-1-01	23	Utilities Operations
7/23/2015	Water Quality Structure	WQS-4-01	44	Utilities Operations
7/24/2015	Detention Pond	DP-1-02	176	Utilities Operations
8/31/2015	Detention Pond	DP-1-03	46	Utilities Operations
<b>Total</b>		<b>16 Units</b>	<b>31,721</b>	