



The rising STAR of Texas

NEW STUDENT ORIENTATION

Confirmation Booklet





WELCOME TO BOBCAT COUNTRY!



NSO

Congratulations on your admission to
Texas State University!

We have reserved a place for you at New
Student Orientation (NSO). This booklet
will let you know what you can expect to
do and learn there.

At NSO, you'll meet your academic advisor,
complete your class schedule and get
connected to some of the great people,
places and resources on campus. NSO
is the first of several special programs at
Texas State to help you become familiar
with the university and become a Bobcat,
ensuring you'll have the support you need
to be successful both in and out of the
classroom.

At Texas State, we're prepared to make
your time here the best of your life. We
hope you are too!

Sincerely,
New Student Orientation Staff



CONTENTS

4	NSO FAQs
6	SCHEDULE
10	WHERE YOU'LL SLEEP
12	TEST INFORMATION
14	ESSENTIALS
16	AFTER NSO
17	HELPFUL NUMBERS
20	WHAT TO BRING



WHAT TO EXPECT AT NEW STUDENT ORIENTATION

You'll be introduced to the university and the resources and opportunities waiting here for you. We've got a lot planned!

- Visit with academic advisors and learn more about your area of academic study.
- Complete your class schedule.
- Meet other incoming Bobcats.
- Explore the beautiful Texas State campus.
- Get your Texas State ID.
- Connect with university staff and campus resources.
- Find answers about student billing, financial aid and on campus living.

NSO FAQs

DO I HAVE TO COMPLETE NSO?

Everyone who is admitted to Texas State is required to complete New Student Orientation.

WHY IS NSO REQUIRED?

Research indicates that students who complete orientation have higher rates of success in college than those who don't. NSO gives you everything you need to start off right at Texas State. You'll meet your academic advisor, register for classes, connect with campus resources and traditions, meet new and current students — and have fun, too!

HOW DO I CHANGE MY NSO SESSION?

You may change your registration from one session to another without financial penalty if space is available. To change your session, visit the NSO homepage at admissions.txstate.edu/nso, where you will find the registration link. Please note the orientation fee is nonrefundable.

Planning to bring a family member or guest to NSO?

Make sure to register ahead of time by logging in to your New Student Orientation account at **admissions.txstate.edu/nso**.

WHERE DO I PARK?

202 Student Center Drive

Parking is available in the Matthews Street Parking Garage. Texas State requires that all vehicles on campus have a valid Texas State Parking Permit. Please bring the one in this booklet or ask for one from an Orientation Staff member when you arrive on campus.

WILL MY FAMILY MEMBERS BE WITH ME FOR ADVISING AND CLASS REGISTRATION?

Due to space and privacy limitations family and guests will **not** be allowed in the advising appointment and registration lab. Make sure to write down all the questions your family might have prior to your advising appointment.

WHAT IF I HAVE MORE QUESTIONS?

We're happy to answer them. Email us at **nso@txstate.edu** or call 512.245.2364, Monday through Friday, 8 a.m. to 4:30 p.m. Central time. You can also check to see if your question is answered in our FAQs at **admissions.txstate.edu/nso**.

SCHEDULE

1-DAY ORIENTATION

If you are eligible to attend a single-day NSO session, you will spend the morning attending some important information sessions to support your college success and have an opportunity to learn more about Texas State campus life and culture.

After lunch you will meet with your academic advisor, register for classes and learn more about specific programs available to support your success.

2-DAY ORIENTATION

All incoming freshmen are required to attend a two-day orientation program. Your first day will be filled with information sessions to help you make a strong start on your college career. You'll also get to experience campus life and spend the night in a residence hall.

On day two, you will meet with your academic advisor, register for classes and learn more about specific programs available to support your success during your first year.

Do not plan to leave San Marcos until 5 p.m. on day 2 of NSO

1-DAY PROGRAM SCHEDULE

STUDENT		
7:00 – 7:45 a.m.	Check-In	
8:00 – 9:15 a.m.	Bobcat Welcome Session	
9:25 – 10:20 a.m.	Student Services Browse	
9:25 – 10:20 a.m.	CONCURRENT SESSIONS: Campus Recreation Tour Campus Walks Information for Pre-Professional Students (medical and dental) Meningitis Vaccination Requirement (ME)	Office of Disability Services open house Department of Housing and Residential Life (HR) Student Panel Texas Success Initiative Program (TSIP) Veterans Affairs
10:30 – 11:40 a.m.	Getting to Know Texas State	
11:40 a.m. – 12:30 p.m.	Lunch (provided)	
12:30 – 5:00 p.m.	Becoming a Bobcat: Advising and Registration	

FAMILY AND GUEST		
7:00 – 7:45 a.m.	Check-In	
8:00 – 9:15 a.m.	Bobcat Welcome Session	
9:25 – 10:20 a.m.	Student Services Browse	
9:25 – 10:20 a.m.	CONCURRENT SESSIONS: Campus Recreation Tour Campus Walks Information for Pre-Professional Students (medical and dental) Meningitis Vaccination Requirement (ME)	Office of Disability Services open house Department of Housing and Residential Life (HR) Student Panel Texas Success Initiative Program (TSIP) Veterans Affairs
10:30 – 11:40 a.m.	Getting to Know Texas State	
11:40 a.m. – 12:30 p.m.	Lunch (provided)	
12:30 – 5:00 p.m.	University Department Presentations (for sessions in June and July): Join us as we introduce you and your family to a wide variety of student services available to assist your student and keep you connected with the university.	
12:30 – 5:00 p.m.	University Offices Open for Visits: While your student is in Advising and Registration, feel free to visit campus offices if you need to. You'll meet up with your student after they complete their afternoon programming.	

2-DAY PROGRAM SCHEDULE

STUDENT		DAY ONE
8:00 – 9:45 a.m.	Residence Hall and NSO Check-In	
8:00 – 10:00 a.m.	CONCURRENT SESSIONS: Texas State Student Services Browse Session ID Services — Bobcat Card	Office of Disability Services (ODS) open house Meningitis Vaccination Requirement (ME) Texas Success Initiative Program (TSIP)
10:00 – 10:25 a.m.	Bobcat Welcome Session	
10:25 – 10:45 a.m.	Plan Your Day	
10:45 – 11:15 a.m.	Financing Your College Education	
11:25 a.m. – 1:50 p.m.	Lunch on your own	
11:25 a.m. – 1:50 p.m.	CONCURRENT SESSIONS: Honors College Pre-Advising Living-Learning Communities Texas Success Initiative Program (TSIP) Student Business Services Office of Disability Services open house Student Panel	Veterans Affairs Department of Housing and Residential Life (DHRL) Financial Aid Q&A Information for Pre-Professional Students (medical, dental) Campus Walks Q&A en Español Social Greek Letter Organizations
2:00 – 3:00 p.m.	Getting to Know Texas State	
3:00 – 3:30 p.m.	Preparing for Your Success	
3:30 – 5:00 p.m.	Small Group Break Out	
5:00 – 7:30 p.m.	Dinner and visit to the Student Recreation Center (provided)	
7:30 – 9:00 p.m.	Life at Texas State	
9:00 – 11:00 p.m.	Evening Activities Students attending a two-day orientation session are required to spend the night on campus.	
STUDENT		DAY TWO
6:00 – 7:30 a.m.	Residence hall check-out	
6:00 – 7:30 a.m.	Breakfast (provided)	
7:35 – 7:50 a.m.	Day Two Welcome	
8:15 a.m. – 4:30 p.m.	ROTATION SESSIONS: PACE Success Programming Advising and Registration Introduction to PACE Financial Literacy	
12:30 – 1:30 p.m.	Lunch on your own	
4:00 – 5:00 p.m.	New Bobcat Reception	

Do not plan to leave San Marcos until 5 p.m. on day 2 of NSO

FAMILY AND GUEST		DAY ONE
8:00 – 9:45 a.m.	Residence Hall and NSO Check-In	
8:00 – 10:00 a.m.	CONCURRENT SESSIONS: Texas State Student Services Browse Session ID Services — Bobcat Card	Office of Disability Services (ODS) open house Meningitis Vaccination Requirement (ME) Texas Success Initiative Program (TSIP)
10:00 – 10:25 a.m.	Bobcat Welcome Session	
10:25 – 10:45 a.m.	Plan Your Day	
10:45 – 11:15 a.m.	Financing Your College Education	
11:25 a.m. – 1:50 p.m.	Lunch on your own	
11:25 a.m. – 1:50 p.m.	CONCURRENT SESSIONS: Honors College Pre-Advising Living-Learning Communities Texas Success Initiative Program (TSIP) Student Business Services Office of Disability Services open house Student Panel	Veterans Affairs Department of Housing and Residential Life (DHRL) Financial Aid Q&A Information for Pre-Professional Students (medical, dental) Campus Walks Q&A en Español Social Greek Letter Organizations
2:00 – 3:00 p.m.	Getting to Know Texas State	
3:00 – 3:30 p.m.	Preparing for Your Success	
3:45 – 3:55 p.m.	Family and Guest Welcome	
3:55 – 5:00 p.m.	Academics at Texas State	
5:15 – 7:30 p.m.	Dinner at Bobcat Stadium (provided)	
7:00 – 9:00 p.m.	Late residence hall check-in	
FAMILY AND GUEST		DAY TWO
6:00 – 7:30 a.m.	Residence hall check-out	
6:00 – 7:30 a.m.	Breakfast (provided)	
7:35 – 7:50 a.m.	Day Two Welcome	
8:00 a.m. – 12:30 p.m.	University Department Presentations: Join us as we introduce you and your family to a wide variety of student services available to assist your student and keep you connected with the university.	
12:30 – 5:00 p.m.	Various offices open for business	
4:00 – 5:00 p.m.	New Bobcat Reception	

schedule subject to change

WHERE YOU'LL SLEEP

(FOR STUDENTS ATTENDING 2-DAY NSO SESSIONS)

STUDENT OVERNIGHT ACCOMMODATIONS

Freshmen students are required to stay overnight on campus in a designated Texas State residence hall during NSO. Your overnight accommodations are automatically reserved when you sign up for NSO.

Chautauqua and Gaillardia Hall

302 Student Center Drive

Chautauqua and Gaillardia halls offer double occupancy rooms set up in pod-style fashion, with each pod sharing a common bathroom. Each floor offers study and lounge spaces, while the lobby features comfortable TV viewing areas and other recreational amenities.

Parking

202 Student Center Drive

Parking is available in the Matthews Street Parking Garage. Texas State requires that all vehicles on campus have a valid Texas State Parking Permit. Please bring the one in this booklet or ask for one from an Orientation Staff member when you arrive on campus.

STUDENT CHECK-IN

For our two-day orientation sessions, check-in will start at Chautauqua and Gaillardia halls at 8 a.m.

Room and roommate assignments for NSO will be made at check-in. To request a specific roommate, you and your preferred roommate should check in together. After you check in make your way to the LBJ Student Center. **The entrance doors to Chautauqua and Gaillardia halls will lock at 10 a.m. Please make sure you have all of your items you will need out of your room before 10 a.m.**

WHAT TO BRING TO STAY OVERNIGHT

You should bring a set of twin sheets, a blanket and pillow, some shower shoes (flip-flops work well), a bath towel, toiletries and an alarm clock. Refer to page 20 for a list of what to bring.

STUDENT CHECKOUT

Be prepared to check out of your residence hall by 7:30 a.m. on day two. You should be finished with registration for fall semester classes by 5 p.m. on day two of NSO.

Do not plan to leave San Marcos until 5 p.m. on day 2 of NSO

FAMILY ACCOMMODATIONS

Your family is also welcome to sample campus life by staying overnight in another designated Texas State residence hall.

Overnight accommodations are not included in the NSO guest fee, but can be reserved through the Department of Housing and Residential Life. Go to reslife.txstate.edu and click on the Summer Camps and Conferences tab. Family rates are \$35 per person per night payable online or upon arrival at the residence hall.

San Jacinto Hall

217 West Woods

Family accommodations will be in San Jacinto Hall, which is a suite-style hall. Guests will each have their own bedroom and will share a bathroom and common area. A parent or guest staying alone on campus will be assigned to share a four-bedroom suite with other guests of the same gender. Couples will be assigned one half of a suite, which contains two private bedrooms and a bathroom. The living area may be shared with another couple. Each floor offers a lounge with a TV, while the lobby features a TV and other recreational amenities.

FAMILY CHECK-IN

Check-in for families staying overnight will start at 8 a.m. in San Jacinto Hall and will continue through 10 a.m. Please note that San Jacinto Hall is located in a different area of campus. **Please leave your items in your car as your student checks in to their residence hall.**

WHAT FAMILIES NEED TO BRING TO STAY OVERNIGHT

Each family member staying overnight on campus should bring a set of twin sheets, a blanket and pillow, some shower shoes (flip-flops work well), a bath towel, toiletries and an alarm clock. Refer to page 20 for a list of what to bring.

FAMILY AND GUEST CHECKOUT

Be prepared to check out of your residence hall by 7:30 a.m. on day two. Your student should be finished with registration for fall semester classes by 5 p.m. on day two of NSO.

TEST INFORMATION

TEXAS SUCCESS INITIATIVE (TSI) PROGRAM

The state-legislated Texas Success Initiative Program seeks to improve student success in college-level course work by assessing incoming students' math, reading and writing proficiency. The program provides guidance for developmental course work to those needing to strengthen basic academic skills.

Students with certain SAT, ACT or STAAR scores may be exempt from assessment testing. Students who are not exempt will need to take one or more sections of the TSI Assessment. The TSI Assessment is offered at testing centers located on community college and university campuses across the state. Failure to satisfy TSI requirements may affect a student's class registration process.

Prior to taking the TSI Assessment, you will take a pre-assessment activity (PAA). Instructions to complete the PAA will be provided by the testing center. This online activity is designed to help students understand the importance and purpose of the assessment, developmental course options and institutional resources.

Students whose TSI Assessment scores do not meet the minimum requirements for exemption have two options:

1. Retake the TSI Assessment and attempt to meet the minimum required scores.
2. Register for and successfully pass the appropriate math, reading and/or writing developmental courses. Developmental courses do not count toward a degree plan but are designed to prepare students academically for college-level course work.

For more information about TSI requirements and exemptions, visit our website at txstate.edu/tsip or contact the TSIP Office at 512.245.3942.

IB, AP AND CLEP INFORMATION

Texas State will accept some examinations in the International Baccalaureate (IB) and Advanced Placement (AP) programs as credit for college courses. You may also participate in the College-Level Examination Program (CLEP) to earn credit for some courses. To learn more about these opportunities, visit txstate.edu/temc.



ESSENTIALS

CHECK YOUR HOLDS

Visit ssb.txstate.edu to see a listing of the holds on your account. Holds are items that you have not completed and will need to get done in order to register. All students will have an Orientation hold and Advising hold; those will be removed at orientation. Work to have all other holds removed prior to your orientation date for ease of registration.

MENINGITIS VACCINATION

State law requires that all students under 22 years of age entering any institution of higher education in Texas provide proof of immunization for bacterial meningitis.

We strongly recommend you address this hold before arriving at NSO, since you will not be able to register for classes until this requirement is met. Step-by-step instructions on how to upload your documents, information about exemptions and where to get the meningitis vaccination can be found on our Meningitis Vaccination Requirement webpage, at admissions.txstate.edu/meningitis.

HOUSING CONTRACT/EXEMPTION

New freshmen under the age of 20 by *September 1 for fall admission or January 1 for spring admission* with fewer than 30 credit hours are required to live in on-campus university housing. All students who graduated from high school within the preceding 12 months of the semester of their admission are also required to live on campus. If you have not yet completed your housing contract or filed for an exemption with the Department of Housing and Residential Life, you should do so right away. **You will not be able to register for classes during NSO if the department does not have your contract or approved exemption on file.**

For details, visit reslife.txstate.edu or call 512.245.HOME (4663).



Smile! Get your
TXST student
ID picture at the
LBJ Student Center.

TEXAS TOMORROW FUND

If you will use your Texas Tomorrow Fund to pay tuition and fees, please provide a signed copy of your Texas Tomorrow Fund ID card along with your Texas State ID number to the Texas State Student Business Services Office before arriving for NSO. Email a copy to **cashiers@txstate.edu** or mail a copy to:

Student Business Services Office
Texas State University
601 University Drive, JCK 188
San Marcos, TX 78666-4684

Contact the Student Business Services Office at 512.245.2544 or email **cashiers@txstate.edu** with questions.

TEXAS TUITION PROMISE FUND

The **purchaser** of the Texas Tuition Promise Fund must contact Texas Tuition Promise Fund each semester that they want to authorize redemption of eligible Tuition Units and required fees. Texas Tuition Promise Fund will contact the university of the student's eligibility, upon approval. Please allow sufficient time for Texas Tuition Promise Fund to receive and approve your request prior to the due date.

STUDENTS AND GUESTS WITH DISABILITIES

If you or your parents need special assistance (e.g., sign language interpreting services, information in an alternative format, etc.) or other arrangements during NSO due to a disability, contact the Office of Disability Services at **ods@txstate.edu** or 512.245.3451 at least one week prior to your assigned NSO session. Information regarding campus accessibility is available at **maps.txstate.edu**. Click on the link for each building to see accessibility information. Please note that the university does not provide wheelchairs.

AFTER NSO

WHAT HAPPENS AFTER NSO?

You'll leave NSO with your class schedule in hand. When you return to campus the week before classes begin, we'll help you settle in with Bobcat Preview, which gives new students the information they need right before classes start. Texas State traditions like Convocation, Common Experience and University Seminar will help you become part of campus life right away. Check out these Texas State traditions and more at admissions.txstate.edu/explore/about-texas-state.

BOBCAT PREVIEW

Your next step is Bobcat Preview, a transition program that begins on Monday, August 19, and ends Saturday, August 24.

Bobcat Preview is required for all new freshmen and those who have transferred fewer than 30 credits from another college campus.

If you have 30 or more college credits transferring to Texas State, you will still need to attend Bobcat Preview if it has been less than a year since your high school graduation. Throughout this week, there are a number of required programs to attend as well as entertainment events and free time for you to explore your new home. This is important in preparing you for success at Texas State!

Mark your calendars now and plan to be here, ready for Bobcat Preview on August 19!

For more information: bobcatpreview.txstate.edu, 512.245.8295 and bobcatpreview@txstate.edu.

CAT CAMP

June 21 – 23, 2019

July 26 – 28, 2019

August 15– 18, 2019

Have fun, make new friends and learn about Texas State pride, traditions and spirit.

Visit catcamp.txstate.edu or call 512.245.3219.

HELPFUL NUMBERS

University Information

512.245.2111

txstate.edu

New Student Orientation

512.245.2364

admissions.txstate.edu/nso

Office of Undergraduate Admissions

512.245.2364

admissions.txstate.edu

Financial Aid and Scholarships

512.245.2315

finaid.txstate.edu

Housing and Residential Life

512.245.HOME (4663)

reslife.txstate.edu

MEET US

During your time at orientation you will have a staff of professionals and current Texas State students that will help you through the orientation process.





To meet your Orientation Leaders before New Student Orientation, go to this webpage: admissions.txstate.edu/yourols



FOLLOW US ON SOCIAL!

Stay up to date on campus life, including:

- captivating Instagram content
- great, original student stories
- important TXST dates and fun events
- Bobcats sports news
- campus emergency updates and closures

	txst
	txst
	txstateu
	txstateu



WHAT TO BRING

- ☐ Confirmation letter
(enclosed)
- ☐ Parking permit
(enclosed)
- ☐ State or federally issued photo ID
- ☐ Note-taking supplies
- ☐ Final high school or community college transcripts
- ☐ Comfortable walking shoes and casual clothes
- ☐ Light jacket or sweatshirt
- ☐ Old high school T-shirt to trade for a Texas State T-shirt
(not required)

- ☐ Refillable water bottle
- ☐ Phone charger
- ☐ Money for lunches and snacks each day

FOR OVERNIGHT STAYS

- ☐ Twin sheets, pillow and blanket
- ☐ Towels and toiletries
(including hand soap)
- ☐ Shower shoes or flip-flops
- ☐ Alarm clock
- ☐ Exercise items
(if you wish to visit the Student Recreation Center)

BE SURE TO ...

- ☐ Be prepared for any required testing or submit TSI Assessment scores prior to NSO.
(page 12)
- ☐ Have AP/IB score reports, dual credit transcripts and/or CLEP scores sent to Texas State.
(page 13)
- ☐ Submit proof of bacterial meningitis immunization at least a week before your session to avoid delays in class registration.
(page 14)
- ☐ Submit your housing request for fall.
(page 14)
- ☐ Submit a copy of your Texas Tomorrow Fund ID card, if applicable.
(page 15)



The Texas State University System Board of Regents

William F. Scott, Chairman, Nederland | David Montagne, Vice Chairman, Beaumont | Charlie Amato, San Antonio | Garry Crain, The Hills | Dr. Veronica Muzquiz Edwards, San Antonio | Dr. Jaime R. Garza, San Antonio | Vernon Reaser III, Houston | Rossanna Salazar, Austin | Alan L. Tinsley, Madisonville | Leanna Mouton, Student Regent, San Marcos | Brian McCall, Ph.D., Chancellor

Texas State University, to the extent not in conflict with federal or state law, prohibits discrimination or harassment on the basis of race, color, national origin, age, sex, religion, disability, veterans' status, sexual orientation, gender identity or expression. This information is available in alternate format upon request from the Office of Disability Services. Texas State is a tobacco-free campus. 19-191 3-18

MEMBER
THE TEXAS
STATE UNIVERSITY
SYSTEM

UNDERGRADUATE ADMISSIONS

admissions.txstate.edu/nso

512.245.2364

admissions@txstate.edu



txst



txst



txstateu



txstateu

